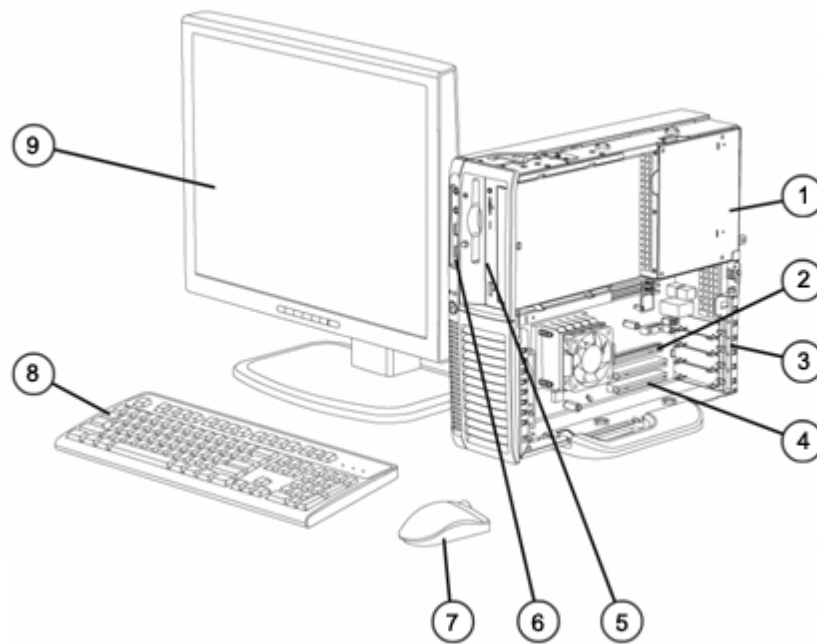


Overview

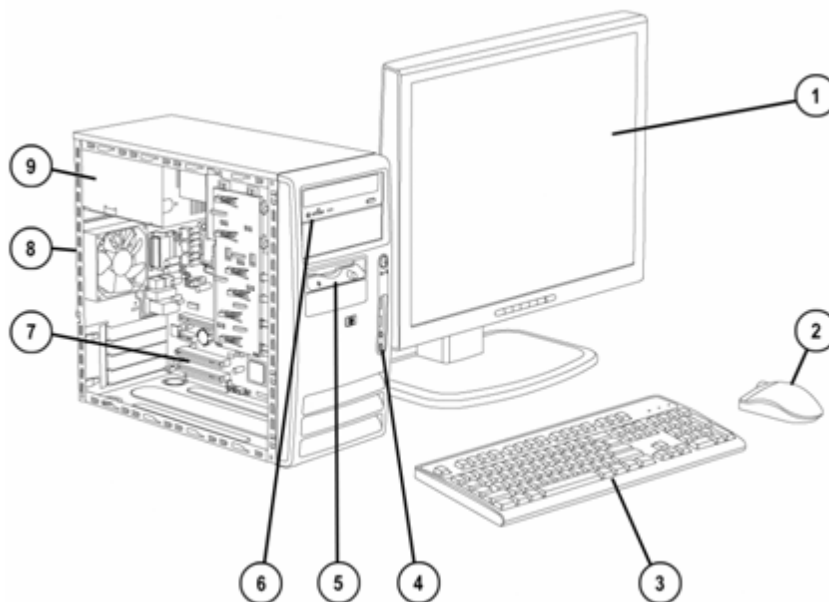
Slim Tower



1. 240-watt power supply
2. 1 Low Profile PCI Express x16 slot, 1 low profile PCI Express x1 slot
3. 6 USB 2.0, 1 standard serial port, 1 parallel port, 2 PS/2, 1 RJ-45, 1 VGA, audio in/out
4. 2 low profile PCI slots
5. 1- 5.25" external bay, 1- 3.5" external bay for optional diskette drive or other 3.5" device and 1- 3.5" internal bay
6. Front I/O: 2 USB 2.0, headphone and microphone
7. 2-Button Scroll Mouse
8. 2004 Standard Keyboard
9. Monitor (sold separately)

Overview

Microtower



1. Monitor (sold separately)
2. 2-Button Scroll Mouse
3. 2004 Standard Keyboard
4. Front I/O: 2 USB 2.0, headphone and microphone
5. 2 - 3.5" external bays for optional diskette drive or other 3.5" device
6. 2 - 5.25" external bays, and 2 internal 3.5" bays
7. 2 full-height PCI slots, 1 full height PCI Express x1 slot, 1 full height PCI Express x16 slot
8. 6 USB 2.0, 1 standard serial port, 1 parallel port, 2 PS/2, 1 RJ-45, 1 VGA, audio in/out
9. 300-watt power supply

At A Glance

- Intel® Pentium® 4 and Celeron™ D processors
- Choice of operating systems:
 - Microsoft Windows XP Professional
 - Microsoft Windows XP Home
 - SuSE Linux Personal 9.2 OEM (delivered on CDs with system, not pre-installed)
- Intel 915G Express chipset with Integrated Intel Graphics Media Accelerator 900
- DDR Synch Dram PC3200 (DDR400) Memory
- Intel Pentium 4 with Hyper-Thread Technology
- Integrated Broadcom NetXtreme Gigabit ethernet
- Dual Channel Memory with 4 available color coded DIMM slots
- Intel Hyper-Thread Technology*¹
- Serial ATA Hard Drives
- Support for PCI Express SoundMax Digital AC97 Integrated Audio with internal speaker
- Color coded cables for ease of use
- Basic serviceability with tool-less covers and drives
- Energy Star compliance with energy-saving features
- Protected by HP Services, including a 3-1-1, standard warranty. Terms and conditions vary by country. Certain restrictions and exclusions apply.

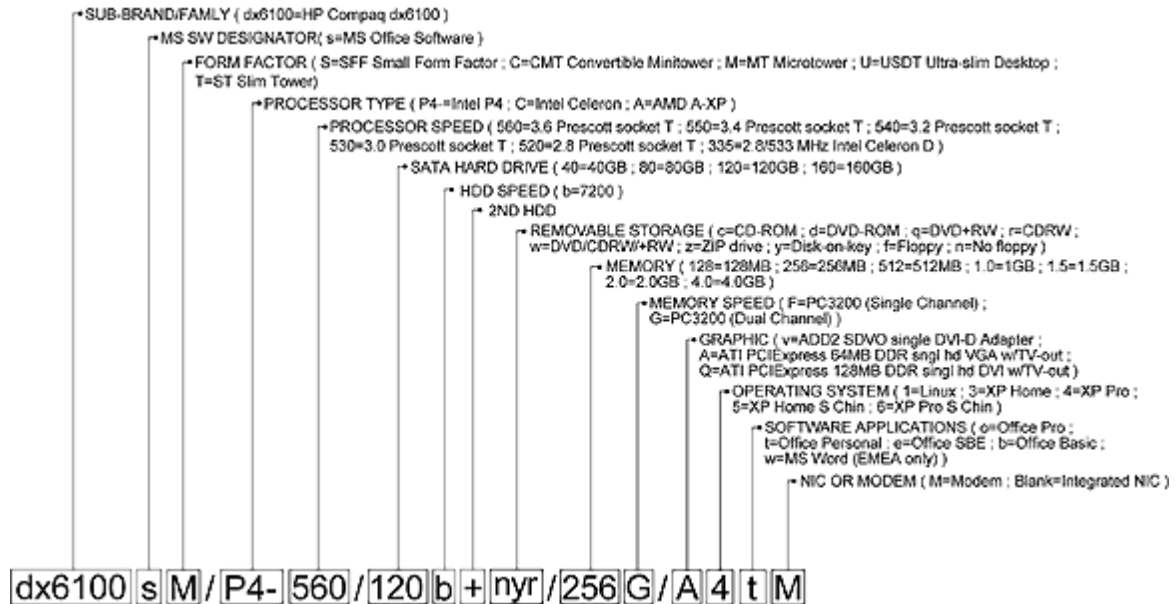
Overview

¹ The Hyper-Threading feature is a new technology designed to improve performance of multi-threaded software products; please contact your software provider to determine software compatibility. Not all customers or software applications will benefit from the use of hyperthreading. Visit <http://www.intel.com/info/hyperthreading/> for more information.

Standard Features - Select Models (localized by Regions)

HP Compaq Business Desktop dx6100 Series

Model Key and Example



Standard Features - Custom Components

		Slim Tower	Microtower
Processor and Speed - One of the following	Intel Celeron D Processors (when they become available)		
	Intel Celeron D Processors 335 (2.8-GHz, 256K L2 cache, 533 MHz FSB)	X	X
	Intel Pentium 4 Processors with Hyper-Thread Technology		
	Intel Pentium 4 Processors 520 with HT Technology (2.8-GHz, 1 MB L2 cache, 800 MHz FSB)	X	X
	Intel Pentium 4 Processors 530 with HT Technology (3.0-GHz, 1 MB L2 cache, 800 MHz FSB)	X	X
	Intel Pentium 4 Processors 540 with HT Technology (3.2-GHz, 1 MB L2 cache, 800 MHz FSB)	X	X
	Intel Pentium 4 Processors 550 with HT Technology (3.4-GHz, 1 MB L2 cache, 800 MHz FSB)	X	N/A
	Intel Pentium 4 Processors 560 with HT Technology (3.6-GHz, 1 MB L2 cache, 800 MHz FSB)	X	N/A
Operating System (one of the following)	Microsoft Windows XP Professional SP1a	X	X
	Microsoft Windows XP Home with SP1a	X	X
	SuSE Linux Personal 9.2 OEM (delivered on CDs with system, not pre-installed)	X	X
Hard Disk Drive – One of the following	Serial ATA SMART III Hard Drives	X	X
	40-GB Serial ATA SMART III Hard Drive (7200 rpm)	X	X
	80-GB Serial ATA SMART III Hard Drive (7200 rpm)	X	X
	160-GB Serial ATA SMART III Hard Drive (7200 rpm)	X	X
	2nd hard drive, 40-GB Serial ATA SMART III Hard Drive (7200 rpm)	X	X
	2nd hard drive, 80-GB Serial ATA SMART III Hard Drive (7200 rpm)	X	X
	2nd hard drive, 120-GB Serial ATA SMART III Hard Drive (7200 rpm)	X	X
	2nd hard drive, 160-GB Serial ATA SMART III Hard Drive (7200 rpm)	X	X
Memory – One of the following	256-MB DDR Synch Dram PC3200 (400-MHz) Non ECC (2 x 128)	X	X
	512-MB DDR Synch Dram PC3200 (400-MHz) Non ECC (1 x 512)	X	X
	512-MB DDR Synch Dram PC3200 (400-MHz) Non ECC (2 x 256)	X	X
	1-GB DDR Synch Dram PC3200 (400-MHz) Non ECC (2 x 512)	X	X
	1-GB DDR Synch Dram PC3200 (400-MHz) Non ECC (1x 1GB)	X	X
	2-GB DDR Synch Dram PC3200 (400-MHz) Non ECC (4 x 512)	X	X
	2-GB DDR Synch Dram PC3200 (400-MHz) Non ECC (2x 1GB)	X	X
	4-GB DDR Synch Dram PC3200 (400-MHz) Non ECC (4x 1GB)	X	X

Standard Features - Custom Components

Storage – One of the following	Diskette and Zip Drives		
	Optional 1.44-MB Floppy Diskette Drive	X	X
	Zip 250 for 3.5" drive bay	X	N/A
	Zip 250 for 5.25" drive bay	N/A	X
	USB Drives		
	256-MB USB HP Drive Key II (USB 2.0)	X	X
	Optical Drives		
	48X CD-ROM Drive	X	X
	52X CD-ROM Drive – APJ only	X	X
	16X/40X DVD-ROM	X	X
	48X/32X/48X CD-RW Drive	X	X
	48X/32X/48X/16X Combo CD-RW/DVD-ROM Drive	X	X
16X DVD+R/RW Drive	X	X	
<hr/>			
Keyboard – One of the following	2004 Standard Keyboard PS/2	X	X
	2004 Standard Keyboard USB	X	X
	2004 Standard Keyboard BG1650 compliant (gray) (EMEA only)	X	X
<hr/>			
Mouse – One of the following	PS/2 2-Button Scroll Mouse	X	X
	USB 2-Button Optical Mouse	X	X
	USB 2-Button Scroll Mouse	X	X
<hr/>			
Modem	Agere high speed 56K full height PCI Softmodem	X	X
	Agere high speed 56K low profile PCI Softmodem	X	X
<hr/>			
Audio	SoundMax Digital AC97 Integrated Audio with Internal Speaker	X	X
<hr/>			
NIC	Integrated Broadcom NetXtreme Gigabit ethernet	X	X
	Intel Pro 1000 MT Gigabit NIC full height PCI	N/A	X
	Intel Pro 1000 MT Gigabit NIC low profile PCI	X	N/A
<hr/>			

Standard Features - Custom Components

Graphics (one of the following)	Integrated Intel Graphics Media Accelerator 900 graphics	X	X
	DVI ADD2 adapter for Micro Tower (MT) chassis Normal Pinout	N/A	X
	DVI ADD2 adapter Slim Tower (ST) chassis, Reversed Pinout	X	N/A
	ATI Radeon X300SE PCIExpress 64MB DDR singlehead VGA with TV-out and full height bracket	N/A	X
	ATI Radeon X300SE PCIExpress 64MB DDR singlehead VGA with TV-out and low profile bracket	X	N/A
	ATI Radeon X300SE PCIExpress 128MB DDR singlehead DVI with TV-out and full height bracket	N/A	X
	ATI Radeon X300SE PCIExpress 128MB DDR singlehead DVI with TV-out and low profile bracket	X	N/A
Security	Rear Port Control Bracket	X	X
	Security cable with Kensington lock	X	X
Software Driver Support	Windows 2000 with service pack 4	N/A	N/A
Provided on CD	IEEE 1394 PCI Card	X	X
Software	Norton AntiVirus 2004	X	X
	Altiris Local Recovery back up software preloaded	X	X
	Microsoft Office 2003 Professional	X	X
	Microsoft Office 2003 Small Business Edition	X	X
	Microsoft Office 2003 Personal	X	X
	Microsoft Office 2003 Basic	X	X
	WinDVD (with DVD-ROM, Combo , DVD+/-RW)	X	X
	WinDVD Creator (with DVD +/- RW)	X	X
	Roxio Easy CD & DVD Creator (with CD-RW, Combo, DVD +/- RW)	X	X
	Dantz Retrospect Backup Express (with CD-RW, Combo, DVD +/- RW)	X	X
<p>NOTE: For information about Intelligent Manageability visit: http://h18000.www1.hp.com/im.</p> <p>NOTE: Microsoft Office XP Small Business and Microsoft Office Professional not available in all countries.</p> <p>NOTE: Norton AntiVirus includes FREE 60 day live update subscription.</p>			
Miscellaneous	IEEE 1394 Firewire full height PCI (firewire 400)	N/A	X
	IEEE 1394 Firewire low profile PCI (firewire 400)	X	N/A
	Tower stand	X	N/A

Standard Features

	Slim Tower	Microtower
Operating System (Choice)		
Microsoft Windows XP Professional SP1a	X	X
Microsoft Windows XP Home SP1a	X	X
Processor	Intel Pentium 4 and Intel Celeron processors	
CPU Bus Speed Supported	800-MHz or 533-MHz FSB, depending on processor	
Standard L2 Cache	256 or 1024-KB	
Chipset	Intel 915G	
Memory Expansion Slots	4 DIMMs	4 DIMMs
Memory Type Supported	Non-ECC DDR Synch Dram (ECC not supported by Chipset)	
Memory Speed Supported	DDR Synch DRAM PC3200 (400MHz) non-ECC	
Maximum Memory	4-GB NOTE: With the 915G chipset, some addressable memory gets reserved for the system components and for devices that are added to the system (such as PCIE graphics cards). This will reduce the total addressable memory available for applications to less than 4GB, depending on the number and type of devices that are added.	
Network controller	Integrated Broadcom NetXtreme Gigabit ethernet for HP	
Graphics	Intel Graphics Media Accelerator 900	
Audio	Integrated Digital Audio with SPDif 6-channel pass-through, Stereo Microphone, Active Noise Cancellation and Yamaha XG Lite Softsynth support	
Expandability		
PCI slots	2 low-profile	2 full length, full height
PCI Express x16 slot	1 low profile (Reverse Pinout)	1 full height (Normal Pinout)
PCI Express x1 slot	1 low profile (2.5"), length (6.6")	1 full-height (4.2"), length (13.4")
AGP slot	none	none
Bays	Total Bays = 3	Total Bays = 6
External Bays	(1) full-length 5.25" (1) full-length 3.5"	(2) full-length 5.25" (2) full-length 3.5"
Internal Bays	(1) internal hard drive bay (2nd HDD bay via external 3.5" bay)	(2) 3.5 inch hard drive bays
Wireless Support	PCI card or external USB	
IDE	2 IDE connectors for opticals	
Serial-ATA	2 serial-ATA connectors for SATA hard drives	
Ports		
USB 2.0	8 (2 front, 6 rear)	
Serial	1 standard	
Parallel	1	
PS/2	1 keyboard, 1 mouse	
Video	analog for integrated graphics	
DVI output	available via ADD2 Card, PCI-E x16, and PCI card	
Support for Multi-Monitor	available via ADD2 Card, PCI-E x16, and PCI card	
Audio	Front – mic and headphone Rear – line in, line out, mic input	
NIC	Integrated Broadcom Gigabit	

Standard Features

Dimensions		
Chassis Dimensions (H x W x D) centimeters	33.78 x 10.03 x 37.85	36.6 x 17.5 x 42
Chassis Dimensions (H x W x D) inches	13.3 x 3.95 x 14.9	14.4 x 6.88 x 16.55
System weight	20.0 lb (9.07 kg)	24.0 lb (10.89 kg)
System volume	782.7 sq. in. (12.8 liters)	1640 sq. in. (27.0 liters)
Shipping weight	30 lb (13.61 kg)	34 lb (15.42 kg)
Shipping Box Size	20.00 x 18.75 x 12.63 in (50.8 x 47.63 x 32.08 cm)	22.25 x 19.63 x 15.13 in (56.52 x 49.86 x 38.38 cm)
Power Supply		
	240-watt active PFC	300-watt passive PFC (user selectable 115V/230V)
Hard Drive Interfaces Supported	2 Serial ATA interfaces	2 Serial ATA interfaces
Hard Drive Controller (PCI) Supported	Serial ATA	Serial ATA
Optical/Removable Storage Interface Supported	1 Ultra ATA/100 interface (supporting 2 devices)	1 Ultra ATA/100 interface (supporting 2 devices)
Optical/Removable Controller (PCI) Supported	Ultra ATA/100	Ultra ATA/100
Preinstalled Software		
Computer Setup Utility	X	X
Diagnostics for Windows	X	X
Microsoft Internet Explorer	X	X

After-Market Options

		ST	M	Part Number
Communications	Wireless LAN			
	HP USB Bluetooth transceiver (BT1.2)	X	X	DN650B
	HP WL500 PCI (802.11a/b/g) WiFi wireless LAN	X	X	DV649A
	NICs			
	Broadcom NetXtreme Gigabit Ethernet PCI Adapter	X	X	DC194A
	Intel Pro/1000 MT Gigabit Ethernet PCI Adapter (full height only)	--	X	DC193A
	Intel Pro/1000 MT Gigabit Ethernet PCI Adapter (low profile only)	X	--	DC193B
Modem				
Agere PCI high speed 56K modem	X	X	DC132D	
Graphics	Single-head solutions			
	DVI-D ADD2 adapter, normal pinout	--	X	DY674A
	DVI-D ADD2 adapter, reverse pinout	X	--	DY673A
	ATI RADEON X300SE PCIExpress 64-MB DDR singlehead VGA with TV out	X	X	DY597A
	ATI RADEON X300SE PCIExpress 128-MB DDR singlehead DVI with TV out	X	X	DY596A
	Multi-head solutions			
	Dual DVI Y-cable for DY599A or DY650A	X	X	DL139A
Hard Drives	Serial ATA SMART III Hard Drives			
	40-GB ATA SMART III Hard Drive (7200 rpm)	X	X	PB317A
	80-GB ATA SMART III Hard Drive (7200 rpm)	X	X	DE705A
	120-GB ATA SMART III Hard Drive (7200 rpm)	X	X	PA995A
	160-GB ATA SMART III Hard Drive (7200 rpm)	X	X	DE706A
Input/Output Devices	Keyboards			
	HP PS/2 2004 Standard Keyboard	X	X	DT527A
	HP USB 2004 Standard Keyboard	X	X	DT528A
	Smartcard adapter for 2004 Modular Keyboard (when available)	X	X	DT531A
	Wireless (BT) adapter kit for 2004 Modular Keyboard (when available)	X	X	DT532A
	Pointing Devices			
	HP Bluetooth Optical Mouse (included in DT532A)	X	X	PA720A
	HP PS/2 2-Button Scroll Mouse (Carbonite)	X	X	DD440B
	HP USB 2-Button Scroll Mouse (Carbonite)	X	X	DD441B
	HP USB 2-Button Optical Scroll Mouse (Carbonite/Silver)	X	X	DC172B

After-Market Options

Memory (DIMMs)	PC3200 (DDR400-MHz) DIMMs Non-ECC			
	128-MB DDR Synch Dram PC3200 (DDR400)	X	X	DE465G
	256-MB DDR Synch Dram PC3200 (DDR400)	X	X	DE466G
	512-MB DDR Synch Dram PC3200 (DDR400)	X	X	DE467G
	1-GB DDR Synch Dram PC3200 (DDR400)	X	X	DE468G
Monitors	TFTs			
	HP L1502 Flat Panel Monitor (15" analog only)	X	X	P9617D#ABA
	HP L1530 Flat Panel Monitor (15" analog/digital & multimedia)	X	X	P9624A#ABA
	HP L1702 Flat Panel Monitor (17" analog only)	X	X	P9621D#ABA
	HP L1730 Flat Panel Monitor (17" analog/digital & multimedia)	X	X	P9625A#ABA
	HP L1925 Flat Panel Monitor (19" analog/digital)	X	X	P9626A#ABA
	HP L2035 Flat Panel Monitor (20")	X	X	P9614A#ABA
	HP L2335 Flat Panel Monitor (23" widescreen)	X	X	P9615A#ABA
	CRTs			
	HP v7550 CRT Monitor (17" flat-face)	X	X	P9013A#ABA
	HP s9500 CRT Monitor (19")	X	X	P9010A#ABA
	HP p1230 CRT Monitor (22" natural flat)	X	X	P9613A#ABA
	Multimedia	Harman/Kardon Satellite speaker pair (EMEA only)	X	X
JBL Platinum Series Speakers – Carbonite		X	X	DE893B
HP Desktop Access Center		X	X	DK985A
Logitech Axis202 PC Headset (analog, no mute)		X	X	DE640A
Optical Drives	DVD-ROM Drive			
	16X/40X DVD-ROM	X	X	DC151B
	CD-ROM Drive			
	48X Max CD-ROM Drive	X	X	DC143B
	CD-RW Drive			
	48X/32X/48X CD-RW Drive	X	X	DL975B
Combo Drive				
48X/32X Combo DVD-ROM/CD-RW Drive	X	X	DL976B	

After-Market Options

Removable Storage	Drive Key Options			
	256-MB HP Drive Key II (USB 2.0)	X	X	DL973B
	Diskette and Digital Drives			
	1.44-MB USB Diskette Drive – External (Carbonite)	X	X	DC141B
	1.44-MB Internal Diskette Drive	X	X	DS710B
	Zip Drives and Media			
	Zip 250 Drive (Carbonite)	X	X	DC140B
Zip 750 Drive (Carbonite)	X	X	DC518B	
<hr/>				
Security	Security cable with Kensington lock	X	X	DC368A
	Chassis clamp lock, universal, no cable	X	X	DE817A
	HP Business PC Security Lock Kit	X	X	PV606AA
<hr/>				
Miscellaneous Accessories	IEEE 1394 PCI Card	X	X	PA997A

Memory

915G Express chipset

DDR SYNCH DRAM NON-ECC MEMORY

It is not necessary to add memory in pairs. Memory upgrades are accomplished by adding single or multiple DIMMs of the same or varied sizes. This chart does not represent all possible memory configurations. The Intel 915G Express chipset supports non-ECC DDR PC2700 (333-MHz) and non-ECC DDR PC3200 (400-MHz) memory.

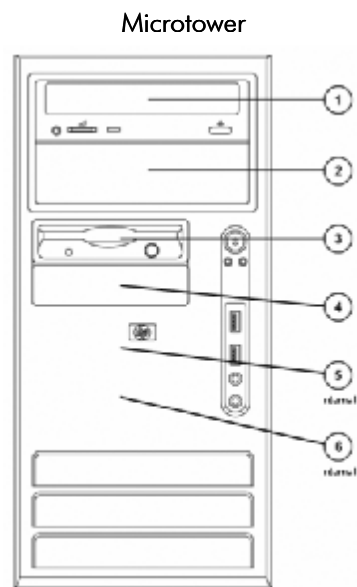
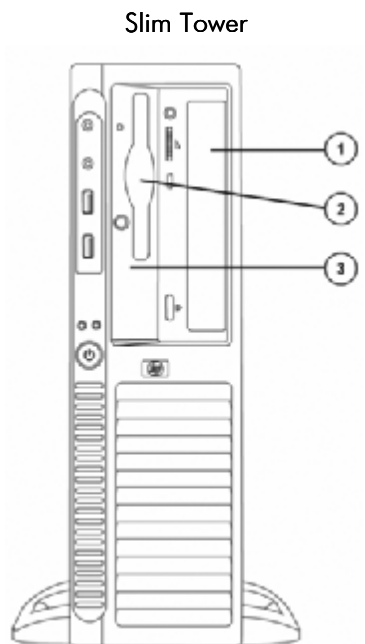
For best performance, add in pairs, add in same channel, and do not mix speeds. For dual-channel performance, the total amount of memory in each channel should be equal. If speeds are mixed, speed will default to the slowest DIMM.

MAXIMUM MEMORY (SMALL FORM FACTOR AND CONVERTIBLE MINITOWER)

Supports up to 4-GB of DDR SYNCH DRAM. *Not all memory configurations possible are represented below.*

DIMM Size	Slot			
	Channel A		Channel B	
	1	2	3	4
128-MB	128-MB			
256-MB (dual-channel)	128-MB		128-MB	
512-MB	512-MB			
512-MB (dual-channel)	256-MB		256-MB	
1-GB	1-GB			
1-GB (dual-channel)	512-MB		512-MB	
2-GB (dual channel)	1-GB		1-GB	
2-GB (dual-channel)	512-MB	512-MB	512-MB	512-MB
4-GB maximum (dual-channel)	1-GB	1-GB	1-GB	1-GB

Storage



Quantity Supported

Position Supported

Controller

Slim Tower

Diskette Drive
5.25" Storage Bays
3.5" Storage Bay

1
1
1

2
1
3

Diskette
IDE
IDE

Microtower

Diskette Drive
5.25" Storage Bays
3.5" Storage Bay

1
1
1

3
1, 2
4, 5, 6

Diskette
IDE
IDE

Technical Specifications

Base Unit Contents	Slim Tower	Microtower
Coprocessor	Integrated	
L2 Cache Architecture/Speed	Full core clock speed	
Cache Upgradeable	Not upgradeable – Integrated into Processor	
System board with Intel 915 Express Chipset with Integrated graphics	X	
Cables	ATA Cable	
Quick Setup Poster	X	
Product Documentation on CD	X	
Operating System CD	X	
Restore CD	X	
Power Cord	X	
Keyboard	X (PS/2)	
Mouse	X (PS/2)	
Memory Parity	Not Needed for non-ECC	
ECC Memory	Not Supported by chipset	
Serial Presence Detect Support	Supported	
Hard Drive Interfaces Supported	2 Serial ATA interfaces	2 Serial ATA interfaces
Hard Drive Controller (PCI) Supported	Serial ATA	
Optical/Removable Storage Interface Supported	1 Ultra ATA/100 interface (supporting 2 devices)	
Optical/Removable Controller (PCI) Supported	Ultra ATA/100	

System Board	Slim Tower	Microtower
Architecture	P4/PCI/PCI Express	
Chipset	Intel 915G Chipset	
I/O Controller	LPC47B397	
System Board Form Factor	Custom	UATX
Processor Socket - 775 Pin ZIF	X	
DIMM Connectors (2.5V)	4	
Intel Graphics Media Accelerator 900 integrated	X	
PCI Connector	2 low profile	2 full height, full length
PCI Express x16	1 (Reversed Pinout)	1 (Normal Pinout)
PCI Express x1	1	
Flash ROM	X	
Audio (AC97 Integrated Audio)	X	
CD ROM IN (Audio)	X	
AUX IN (Audio)	X	
Clear CMOS Button	X	
CPU Fan Header	X	
Chassis Fan Header	X	
Chassis Speaker Header	X	
CMOS Battery Holder – Lithium	X	

Technical Specifications

Integrated Broadcom NetXtreme Gigabit ethernet for HP	X
Wake-On-Lan®	X
ASF 2.0 (Alert Standard Format)	X
Power Supply Header	X
Power Switch, Power LED & Hard Drive LED Header	X
Password Clear Header	X

Chassis	Slim Tower	Microtower
Color	Carbonite/Silver	
System Board Form Factors Supported	Custom	Standard μ ATX
Cooling Solutions Supported	X	
Power Supply Fan (Variable Speed)	X	
Processor Fan-Heatsink (Variable Speed)	X	
Chassis Fan	X	
Internal Speaker	X	
Security Locks Supported	Kensington Cable Lock Provision (Lock not included) Hood Cover Security Loop (Lock not included)	
Security Loop hole diameter	.236 inches	

Unit Environment and Operating Conditions	Slim Tower	Microtower
General Unit Operating Guidelines		
<ul style="list-style-type: none"> Keep the computer away from excessive moisture, direct moisture and the extremes of heat and cold, to ensure that unit is operated within the specified operating range. Leave a 10.2 cm (4 in) clearance on all vented sides of the computer to permit the required airflow. Never restrict airflow into the computer by blocking any vents or air intakes. Do not stack computers on top of each other or place computers so near each other that they are subject to each other's recirculated or preheated air. Occasionally clean the air vents on the front, back, and any other vented side of the computer. Lint, dust and other foreign matter can block the vents and limit the airflow. If the computer is to be operated within a separate enclosure, intake and exhaust ventilation must be provided on the enclosure, and the same operating guidelines listed above will still apply. 		
Temperature Range	Operating Temperature: 50° to 95° F (10° to 35° C) Non-operating Temperature: 22° to 140° F (30° to 60° C)	
Relative Humidity	Operating Humidity 10% to 90% (non condensing at ambient) Non-operating Humidity 5% to 95% (non condensing at ambient)	
Maximum Altitude (unpressurized)	10,000 ft (3048 m) 30,000 ft (9144 m)	
<p>NOTE: Operating temperature is de-rated 1.0 deg C per 300 m (1000 ft) to 3000 m (10,000 ft) above sea level, no direct sustained sunlight. Maximum rate of change is 10 deg C/Hr. The upper limit may be limited by the type and number of options installed.</p>		

Technical Specifications

Power Supply	Slim Tower	Microtower
Power Supply	240 Watt Power Supply – active PFC	300 Watt Power Supply – passive PFC (115v/230v line switch)
Maximum Rated Power	240 Watt	300 Watt
Full Ranging Input (No Line Select Switch)	--	--
Active Power Factor Correction (APFC) (Input Current is nearly 1/2 a non-APFC PS)	X	--
Passive Power Factor Correction (PFC)	--	X
Operating Voltage Range	90 – 264 VAC	90 – 132/180 – 264 VAC
Rated Voltage Range	100 – 240 VAC	100 – 127/200 – 240 VAC
Rated Line Frequency	50/60 Hz	50/60 Hz
Operating Line Frequency Range	47 – 63 Hz	47 – 63 Hz
Rated Input Current	5A/2.5A	6A/3A
Heat Dissipation	Typical 341 btu/hr (86 kg-cal/hr) Maximum 1170 btu/hr (295 kg-cal/hr)	Typical 341 btu/hr (86 kg-cal/hr) Maximum 1575 btu/hr (397 kg-cal/hr)
Power Supply Fan	80mm variable speed	80mm variable speed
Energy Star Compliant	X	X
Blue Angel Compliant (<5w in S5-- Power Off)	X	X
FEMP Standby Power Compliant (<2W in S5 - Power Off) NOTE: User must disable the "S5 Wake on LAN" in the F10 setup (default is enabled).	X	X
Power Consumption in ES Mode - Suspend to RAM (S3) (Instantly Available PC)	2.5W to 3W	2.5W to 3W
Processor/Cache Memory Power -Down (S3)	< 3W	< 3W
Environmental and Mechanical Engineering Support Center	http://env-webserver.ccm.hp.com/EMESC/default.htm	

Technical Specifications

ROM Features	Description	Slim Tower	Microtower
Instantly Available PC (Suspend to RAM - S3)	Allows for very low power consumption with quick resume time	X	X
ROM Based F10 Setup	Review and customize BIOS settings	X	X
Remote System Installation via F12 (PXE) (Remote Boot from Server)	Allows a new or existing system to boot over the network and download software, including the operating system	X	X
System/Emergency ROM Flash Recovery with Video	Recovers corrupted system BIOS	X	X
BIOS Smart Card Support	BIOS preboot smart card authentication (passwords) via USB CCID compliant smart card readers	X	X
Auto Setup when New Hardware Installed	System automatically detects addition of new hardware	X	X
Serial, Parallel, USB, Audio, Network, Enable/Disable Port Control	Enable or disables serial, parallel, USB, audio, and network ports	X	X
Removable Media Write/Boot Control	Prevents ability to boot from removable media on supported devices (and can disable writes to media)	X	X
Network Server Mode	Allows for secured keyboard-less operation	X	X
Power-On Password	Prevents an unauthorized person from booting up the computer	X	X
Setup Password	Prevents an unauthorized person from changing the system configuration	X	X
Replicated Setup	Saves BIOS settings to diskette or USB disk-on-key in human readable file. Repset.exe utility can then replicate these settings on machines being deployed without entering ROM-based F10 setup	X	X
Master Boot Record Security	Detects changes to MBR and optional restoration, useful in protecting from viruses	X	X
Remote ROM Flash	Provides secure, fail-safe ROM image management from a central network console	X	X
Remote Wakeup	<ul style="list-style-type: none"> System administrators can power on, restart, and power off a client computer from a remote location. Enables cost-effective power consumption when the administrator needs to distribute software, perform security management, or update the ROM 	X	X
ACPI (Advanced Configuration and Power Management Interface)	<ul style="list-style-type: none"> Allows the system to wake from a low power mode Controls system power consumption, making it possible to place individual cards and peripherals in a low-power or powered-off state without affecting other elements of the system 	X	X
Keyboard-less Operation	The system can be operated without a keyboard	X	X
SMBIOS	System Management BIOS, previously known as DMI BIOS, for system management information	X	X

Technical Specifications

Software	Description	Slim Tower	Microtower
Preinstalled Software		X	X
Microsoft Windows XP Professional SP1a		X	X
Microsoft Windows XP Home SP1a		X	X
Computer Setup Utility		X	X
Diagnostics for Windows		X	X
Microsoft Internet Explorer		X	X
Norton AntiVirus 2004		X	X
Microsoft Office XP Professional		X	X
Microsoft Office XP Small Business Edition		X	X
Microsoft Office XP Personal		X	X
Microsoft Office XP Basic		X	X
Pre-loaded Software			
Altiris Deployment Solution Agent	Downloadable from http://www.altiris.com/	X	X
HP Client Manager Software	Downloadable from http://www.hp.com/go/easydeploy	X	X
Local Diskette Boot		X	X
Network Boot		X	X
Disk-on-Key Boot		X	X

Initial Configuration and Deployment	Description	Slim Tower	Microtower
HP Client Management Solutions	<p>HP Client Management Solutions help simplify management of PCs and significantly reduce total ownership costs. These solutions share a common design and are highly integrated due to the extensive work between HP and its partner Altiris.</p> <p>HP Client Manager Software is included free with all HP business PCs. It enables central tracking, monitoring, and management of the hardware aspects of HP client systems:</p> <ul style="list-style-type: none"> • Get valuable hardware information such as CPU, memory, video, and security settings • Monitor system health to fix problems before they occur • Install drivers and BIOS updates without visiting each PC • Remotely configure BIOS and security settings • Automate processes to quickly resolve hardware problems <p>Additional Altiris solutions (fee-based) are available to address PC management challenges through the entire IT lifecycle including:</p> <ul style="list-style-type: none"> • Inventory assessment • Software license compliance • Personality migration • Software image deployment 	X	X

Technical Specifications

	<ul style="list-style-type: none"> • Software distribution • Asset management • Client backup and recovery • Problem resolution <p>Visit http://www.hp.com/go/easydeploy for more information, to download HP Client Manager Software, and to evaluate the Altiris solutions.</p>		
System Software Manager (free)	A free utility that detects and updates BIOS, device drivers, and management agent versions on your networked PCs	X	X
Replicated Setup	Saves BIOS settings to diskette or USB disk-on-key in human readable file. Repset.exe utility can then replicate these settings on machines being deployed without entering ROM-based F10 setup	X	X
HP Systems Insight Manager	Easy to use management application for the enterprise. For more information see HTTP://www.hp.com/go/hpsim .	X	X
Support Software CD	--	X	X
Software Restore CD	Restores computer to its original factory shipping image	X	X
Asset Tag	<ul style="list-style-type: none"> • Repository for storing company-specific property asset numbers for easy tracking • Initially set equal to the system serial number • Stored in a protected section of non-volatile memory that can be accessed and modified with the F10 Setup program 	X	X
DIMM Serial Presence Detect	Detects whether or not memory DIMMs are present and their type	X	X
Hard drive serial number, model, and manufacturer	Hard drive manufacturer, model, and serial number is stored in the hard drive firmware and reported in ROM-based F10 setup	X	X
Monitor serial number, model & manufacturer	--	X	X
System serial number, model, & manufacturer	System serial number, model, & manufacturer stored in a non-volatile memory and can be retrieved with management SW or viewed in ROM-based F10 setup	X	X
ROM revision levels	<ul style="list-style-type: none"> • Identifies system ROM revision levels and reports in ROM-based F10 setup • Version is stored in an industry standard memory location (SMBIOS) so that management SW applications can use and report this information 	X	X
System board revision level	<ul style="list-style-type: none"> • Allows management SW to read the revision level of the system board • Revision level is digitally encoded into the hardware and cannot be modified 	X	X
Memory Change Alert	Alerts management console if memory is removed or changed	X	X
Ownership Tag	A user-defined string stored in non-volatile memory that is displayed in the BIOS splash screen	X	X

Technical Specifications

Security Features	Description	Slim Tower	Microtower
Mechanical Hood Security Provision	Security Loop	X	X
Kensington Lock Support	Kensington lock slot on the chassis	X	X
Cable Lock Provision	Physically secure computer hardware from theft	X	X
Serial, Parallel, USB Enable/Disable	Enable or disable serial, parallel or USB ports and hide them from the operating system	X	X
Port Control	Attaches to back of chassis covering external ports and thereby preventing unauthorized access; also aids in cable management	X	X
Removable Media Write/Boot Control	Prevents the computer from being booted from removable media on supported devices (and can disable writes to media)	X	X
Power-On Password	Prevents an unauthorized person from booting up the computer	X	X
Setup Password	Prevents an unauthorized person from changing the system configuration	X	X

Fault Notification and Recovery	Description	Slim Tower	Microtower
SMART Hard Drives, Fault & Prefailure Notification	<ul style="list-style-type: none"> Allows hard drives to monitor their own health and to raise flags if imminent failures were predicted Predicts failures before they occur. Tracks fault prediction and failure indication parameters such as re-allocated sector count, spin retry count, calibration retry count By avoiding actual hard drive failures, SMART hard drives act as "insurance" against unplanned user downtime and potential data loss from hard drive failure 	X	X
Memory Change Notification (Requires HP Client Manager Software)	Alerts management console if memory is removed or changed	X	X
Thermal Notification (Requires HP Client Manager Software)	<p>Monitors the temperature state within the chassis. Three modes:</p> <ul style="list-style-type: none"> NORMAL – normal temperature ranges ALERTED – excessive temperatures are detected. Raises a flag so action can be taken to avoid shutdown or provide for a smoother system shutdown SHUTDOWN – excessive temperatures are encountered. Automatically shuts down the computer without warning before hardware component damage occurs 	X	X
Altiris Local Recovery	Provides data and system file protection for HP business PCs to enable fast recovery of information that is accidentally deleted or if the system becomes corrupted. Designed for disconnected or seldom-connected users, Local Recovery protects your HP computer's data and system state by taking scheduled snapshots, which are then stored in a protected area on the local hard disk. System backup and disaster recovery is now simple and fast for all users, regardless of connectivity.	X	X
Surge Tolerant Full Ranging Power Supply	Withstands power surges up to 2000V	X	X

Technical Specifications

Ultra ATA Integrity Monitoring (CRC Checking)	Provides data transfer verification and proactive notification of hard drive data transmission problems with recommendations for enhancing system performance. It detects all the following errors types: <ul style="list-style-type: none"> • single bit errors • double bit errors • an odd number of errors • error bursts up to 32-bits long 	X	X
---	--	---	---

System Software Updating	Description	Slim Tower	Microtower
Remote ROM Flash	Provides secure, fail-safe ROM image management from a central network console	X	X
Remote Wakeup/Remote Shutdown	<ul style="list-style-type: none"> • System administrators can power on, restart, and power off a client computer from a remote location. • Enables cost-effective power consumption when the administrator needs to distribute software, perform security management, or update the ROM. 	X	X
Support Software CD & WWW	--	X	X

Other Features	Description	Slim Tower	Microtower
ACPI-Ready Hardware	Advanced Configuration and Power Management Interface (ACPI). <ul style="list-style-type: none"> • Allows the system to wake from a low power mode. • Controls system power consumption, making it possible to place individual cards and peripherals in a low-power or powered-off state without affecting other elements of the system. 	X	X
SMBIOS	System Management BIOS, previously known as DMI BIOS, for system management information	X	X
Microsoft Windows Hardware Quality Lab (WHQL)	Microsoft Windows Hardware Quality Lab (WHQL) certified ensures that the system meets Microsoft's standard for hardware compatibility with Windows XP	X	X
Dual-State Power Button	Power button acts as both an on/off button and suspend-to-sleep button	X	X

Technical Specifications

Serviceability Features of System	Description	Slim Tower	Microtower
Dual Color Power LED on Front of Computer (Indicates Normal Operations and Fault Conditions)	--	X	X
Diagnostic LED Explanation Table	Number of 1-second red LED blinks followed by 2-second pause, then repeats: 2-processor thermal protection activated 3-processor not installed 4-power supply failure 5-memory error 6-video error 7-PCA failure (ROM detected failure prior to video) 8-invalid ROM, bootblock recover mode	X	X
System/Emergency ROM Flash Recovery with Video	Recovers corrupted system BIOS	X	X
Diagnostic for Windows Software	--	X	X
Configuration Record SW	--	X	X
Over-Temp Warning on Screen (Requires IM Agents)	--	X	X
HP OS CD (Restore OS CD)	Restores computer to its original factory shipping image	X	X
HP Restore CD	Restores the computer to its original factory shipping image	X	X
Flash ROM	--	X	X
5 Aux Power LED on System PCA	--	X	X
Dual Function 5V Aux Power LED (ON)/PS_ON LED (OFF) on System PCA	--	X	--
Diagnostic Power Switch LED on board	--	X	--
Clear Password Jumper	--	X	X
Clear CMOS Button	--	X	X
CMOS Battery Holder for easy Replacement	--	X	X
Processor ZIP Socket for easy Upgrade	--	X	X
DIMM Connectors for easy Upgrade	--	X	X
NIC LEDs (integrated) (Green & Amber)	Used to determine NIC status	X	X

Technical Specifications

Serviceability Features of Chassis	Description	Slim Tower	Microtower
Dual Color Power and HD LED - To Indicate Normal Operations and Fault Conditions	--	X	X
ASF 2.0 support (Alert Standard Format)	Industry-standard specification for network alerting in operating system-absent environments	X	X
Front power switch	--	X	X
Green Pull Tabs, and Quick Release Latches for easy Identification	--	X	X
Color coordinated cables and connectors		X	X
System memory can be upgraded without removing the system board or any internal components	Eases memory upgrading	X	X
Tool-less Hood Removal	Eases entry to the chassis without use of special tools	X (2 side buttons – Hood and bezel now one piece)	X (1 thumbscrew)
Tool-less Hard Drive, CD & Diskette Removal	--	X	X
Tool-less System Board Removal	No special tools required for system board removal or maintenance	X	X
Universal Tower Stand	<ul style="list-style-type: none"> • Drive Protection System • A diagnostic hard drive self test. It scans critical physical components and every sector of the hard drive for physical faults and then reports any faults to the user. • Running independently of the operating system, it can be accessed through a Windows-based diagnostics utility or through the computer's setup procedure. It produces an evaluation on whether the hard drive is the source of the problem and needs to be replaced. • The system expands on the Self-Monitoring, Analysis, and Reporting Technology (SMART), a continuously running systems diagnostic that alerts the user to certain types of failures 	X (Optional)	--
Drive Self Tests (DPS)		X	X
DPS Access through F10 Setup during Boot		X	X
DPS Access through Diagnostics for Windows		X	X
SMART Technology (Self-Monitoring, Analysis and Reporting Technology)		Allows hard drives to monitor their own health and to raise flags if imminent failures were predicted	X
SMART I - Drive Failure Prediction	<ul style="list-style-type: none"> • Helps predict failures before they occur. Tracks fault prediction and failure indication parameters such as re-allocated sector count, spin retry count, calibration retry count • By helping to avoid actual hard drive failures, SMART hard drives may provide additional protection against unplanned user downtime and potential data loss from hard drive failure 	X	X
SMART II - Off-Line Data Collection		X	X
SMART III - Off-Line Read Scanning with Defect Reallocation		X	X

Technical Specifications

Service and Support	<p>On-site Warranty and Service Note 1: This three-year (3-1-1), limited warranty and service offering delivers three years of parts and one year of both labor and on-site repair. Response time is next business-day Note 2 and includes free telephone support Note 3 24 x 7. Global coverage Note 2 ensures that any product purchased in one country and transferred to another non-restricted country will remain fully covered under the original warranty and service offering. Some countries/regions do not offer one year onsite and labor.</p>
	<p>NOTE 1: Terms and conditions may vary by country. Certain restrictions and exclusions apply.</p>
	<p>NOTE 2: On-site service may be provided pursuant to a service contract between HP and an authorized HP third-party provider, and is not available in certain countries. Global service response times are based on commercially reasonable best effort and may vary by country.</p>
	<p>NOTE 3: Technical telephone support applies only to HP-configured, HP and HP-qualified, third-party hardware and software. Toll-free calling and 24 x 7 support may not be available in some countries.</p>

Technical Specifications - Audio

AC97 Integrated ADI 1981B Audio	Type	Integrated
	AC '97 Stereo Codec	Yes
	FM Synthesis Support	Yes – Yamaha XG Lite
	OPL3 FM Synthesis Support	Yes
	Sound Blaster Compatibility	Yes
	Audio Jacks	Microphone-In (20-K ohm Input Impedance); rear stereo and front analog microphone ports available except for USDT which has front stereo microphone only Line-In (12-K ohm Input Impedance) Line-Out * (less than 800 ohms Output Impedance, expects at least a 10-K ohm load) Headphone-Out (2.5 Ohms Output Impedance, expects at least a 32-ohm load)
	NOTE: *Internal Speaker Amplifier is for Internal Speaker only. External Speakers need to be powered externally.	
	Sampling	7 kHz – 48 kHz
	Wavetable Syntheses (software)	Yes – GM and FM Midi Support, Direct Music and Down Loadable Soundset (4 Meg DLS Level 1 and 2 Support)
	3D Positional Sound	No
Digital Audio	Yes	
Analog Audio	Yes	
Number of Channels on Line-Out (mono/stereo)	Stereo (Left & Right channels)	
Internal Audio Speaker Power Rating	3W	
Internal Speaker	Yes	
Hardware Equalizer for Internal Speaker	Fixed 7 Band ParametricEQ	
External Speaker Jack (Line-Out)	Yes	

Technical Specifications - Communications

Integrated Broadcom NetXtreme Gigabit Ethernet NIC	Connector	RJ-45	
	Controller	Broadcom 5782 PCI LAN Controller	
	Memory	Integrated 96Kb frame buffer memory	
	Data rates supported	10/100/1000 Mbps	
	Compliance	IEEE 802.1A, 802.1P, 802.1Q, 802.2, 802.3, 802.3AB and 802.3u compliant, 802.3x flow control	
	Bus architecture	PCI 2.2	
	Data path width	32-bit, 33/66 MHz bus interface	
	Data transfer mode	Bus-master DMA	
	Hardware certifications	FCC class B, CE, TUV- cTUVus Mark Canada and United States, TUV- GS Mark for European Union	
	Power requirement	1.48 watts @ +3.3V AUX supply with 5V tolerance	
	Boot ROM support	Yes	
	Network transfer rate	10BASE-T (half-duplex)	10 Mbps
		10BASE-T (full-duplex)	20 Mbps
		100BASE-TX (half-duplex)	100 Mbps
		100BASE-TX (full-duplex)	200 Mbps
		1000BASE-T	1000 Mbps
	Environmental	Operating temperature	32° to 131° F (0° to 55° C)
Operating humidity		85% at 131° F (55° C)	
Dimensions	4.7 x 2.0 x 0.08 in (12 x 5 x 1.9 cm)		
Operating system driver support	Microsoft Windows NT 4.0, Microsoft Windows 98, Microsoft 2000, Microsoft XP, Linux 2.2, Linux 2.4		
Management capabilities	ACPI, WOL and DMI 2.0, PXE 2.0, WfM 2.0		
Alerting	ASF 1.0		
<hr/>			
Intel Pro 1000 MT Gigabit NIC	Connector	RJ-45	
	Controller	Intel 82540EM Gigabit Controller	
	Memory	Integrated 96Kb frame buffer memory	
	Data rates supported	10/100/1000 Mbps	
	Compliance	IEEE 802.1A, 802.1P, 802.1P, 802.1Q, 802.2, 802.3, 802.3AB and 802.3u compliant, 802.3x flow control	
	Bus architecture	PCI 2.2	
	Data path width	32-bit, 33/66 MHz bus interface	
	Data transfer mode	Bus-master DMA	
	Hardware certifications	FCC, B, CE, TUV- cTUVus Mark Canada and United States, TUV- GS Mark for European Union	
	Power requirement	1.48 watts @ +3.3V AUX supply with 5V tolerance	
	Boot ROM support	Yes	

Technical Specifications - Communications

Network transfer rate	10BASE-T (half-duplex) 10 Mbps 10BASE-T (full-duplex) 20 Mbps 100BASE-TX (half-duplex) 100 Mbps 100BASE-TX (full-duplex) 200 Mbps 1000BASE-T, 1000 Mbps
Environmental	Operating temperature 32° to 131° F (0° to 55° C) Operating humidity 85% at 131° F (55° C)
Dimensions	6.4 x 4.8 x 0.8 in (16.3 x 12.1 x 1.9 cm)
Operating system driver support	Microsoft Windows NT 4.0, Microsoft Windows 98, Microsoft 2000, Microsoft XP, Linux 2.2, Linux 2.4
Management capabilities	ACPI, WOL and DMI 2.0, PXE 2.0, WfM 2.0, Intel PROset II utility

PCI High Speed 56K Modem

Data Transmission	High speed 56K modem technology speeds: 56,000 Kbps maximum downstream data, controllerless NOTE: 56 Kbps technology refers to download speeds only and requires compatible modems at server sites. Other conditions may limit modem speed. FCC limitations allow a maximum of 53 Kbps during download transmissions.
Data Speeds	(Upload only) 33,600/31,200/28,800/26,400/21,600/19,200/16,800/14,400/12,000/9,600/7,200/4,800/2,400/1,200/300
Data Standards	ITU high speed 56K, ITU-T, V.34bis, V.22bis, V.22bis, V.21, V.23, Bell 212A, and Bell 103
Fax Speeds	14,400/12,000/9,600/7,200/4,800/2,400/1,200/300 b/s
Fax Mode Capabilities	Group3 FAX, V. 17, V.29, V.27ter, and V.21 Channel 2, Class 1
Error Correction and Data Compression	V.44 (software upgradeable), 4.2bis, V.42 and MNP2-5
Power Management	APM and ACPI states D0, D1, D2, and D3; meets PCI 2.2 requirements and PC'99 requirements
Upgradeability	Software driver upgradeable for high speed 56K modem and future enhancements
Video	ITU-T V.80 video ready interface
Other	TIA/EIA 602 standard AT command set Integrated DTE interface with speeds of up to 115.2 Kbps, parallel 16550a UART-compatible interface Optional ring wakeup signal
Operating Temperature	32° to 158° F (0° to 70° C)
Operating Humidity	20% to 90%, non-condensing
Operating System Support	Microsoft Windows 95 and 98, Microsoft Windows 98 SE, Microsoft Windows 2000, Microsoft Windows Me, Microsoft Windows NT® 4.0, and Microsoft Windows XP
OS Driver Support	Microsoft Windows 95 and 98, Microsoft Windows 98 SE, Microsoft Windows 2000, Microsoft Windows Me, Microsoft Windows NT 4.0, Microsoft Windows XP
Power	Requires a 3.3-V auxiliary power rail on PCI bus Uses only one PCI load (i.e., one grant/request pair), one shared IRQ, one electrical load

Technical Specifications - Communications

Chipset	Agere Systems 1648C (Mars 3.2) – Integrated PCI interface with 5-V tolerant buffers and CardBus support
Dimensions (L X H)	Complies with PCI low profile specifications – 6.7 x 2.3 in (17.0 x 5.8 cm) and supports high-and low-profile brackets
Connection	Dual, parallel RJ-11 support with auxiliary Tip/Ring connector
Other Features	Digital line protection, call progress monitoring via on-board piezo device, transformer-based DAA design, support for high profile and low profile brackets, PnP ID supports via external EEPROM
Safety	UL recognized to UL 1950, 3rd edition (U.S. and Canada); IEC 950 (TUV, NEMKO, DEMKO, SEMKO); CE Mark, EC 950 (TUV, NEMKO, DEMKO, SEMKO, CE mark)
EMC	FCC Part 15, IC ES003, EN 55022, 3rd edition, EN 55024, annex A, EN 61000-4-6, EN 61000-4-8
Telecom	FCC Part 68, IC-CS-03 (Canada); Worldwide PTT approvals Not available in India, Russia, Slovakia, Slovenia, Belarus, Brunei, Croatia, Ecuador, Latvia, Lithuania, Morocco, Peru, Phillipines, Sri Lanka, Ukraine, Malaysia (use DC132B or DC132C instead)
Health	Bare PCB material compliant to 94V-0 or better (marked as such), Microsoft Windows Me health compliant
Other	PC'99 compliant, PCI version 2.2, WHQL approved; support for ACPI revision 1.1

Technical Specifications - Graphics

Integrated Graphics Media Accelerator 900	3D/2D Controller	Microsoft® DirectX® 9 based with support for Pixel Shader 2.0, 4:1 anisotropic filtering, Gaussian texture filtering, shadow maps, volumetric textures, double-sided stencil buffers, and 4 pixel pipes.
	VGA Controller	Integrated
	Bus Type	PCI Express™ x16 (Internal graphics is automatically disabled if an external graphics card is installed. If the external graphics card is installed in a PCI slot, the internal graphics can be re-enabled using the system's BIOS setup utility. If the external graphics card is installed in the PCI Express™ slot, the internal graphics cannot be enabled).
	RAMDAC	Integrated, 400 MHz
	Memory	Graphics memory is shared with system memory. Graphics memory usage can vary from 8-128 MB depending on the amount of system memory installed and system load. 8 MB is pre-allocated for graphics use at system boot time. Additional memory is allocated for graphics using Intel's Dynamic Video Memory Technology (DVMT) to balance the optimum amount of memory between graphics and other system use. Memory < 256 MB: 8 MB pre-allocated (for DOS) + 24 MB DVMT : max frame buffer of 32 MB 256 MB ≤ Memory < 512 MB: 8 MB pre-allocated + 56 MB DVMT: max frame buffer of 64 MB 512 MB ≤ Memory: 8 MB pre-allocated + 120 MB DVMT : max frame buffer of 128 MB
	Controller Clock Speed	333 MHz
	Overlay Planes	Single overlay support with 5x3 filtering
	Maximum Color Depth	32 bits/pixel
	Maximum Vertical Refresh Rate	85 Hz at up to 1920x1440, 75Hz at 2048x1536. Varies with mode and configuration. See table below.
	Multi-display Support	Support for one CRT via the motherboard's VGA connector. Support for an additional DVI-D display via the optional DVI ADD2 card. Dual independent displays and dual synchronous (Twin or Clone mode) displays are supported.
	Operating Systems	Microsoft Windows XP and Windows 2000
	Graphics/Video API Support	Microsoft DirectX®9, DirectXA®, VMR9, GDI/GDI+; OpenGL® 1.4.

Technical Specifications - Graphics

Resolutions Supported ¹	Resolution	Maximum Refresh Rate (Hz)	
		Analog Monitor	Digital Monitor
	640 x 480	85	70
	800 x 600	85	70
	1024 x 768	85	70
	1152 x 864	85	70
	1280 x 768	60	70
	1280 x 960	85	70
	1280 x 1024	85	70
	1600 x 900	60	70
	1600 x 1200	85	60
	1920 x 1080	60	-
	1920 x 1200	60	-
	1920 x 1440	75	-
	2048 x 1536	75	-

¹ Modes listed are supported with a single active display. The supported mode list for multiple active displays is a subset of this list. Not all modes will support video playback and some supported modes may use software MC (motion compensation) rather than hardware MC. Not all modes will support 3D acceleration depending on the system configuration (e.g., resolution selected, size of frame buffer, number of installed memory modules, etc.).

NOTE: Other resolutions and refresh rates may be selectable but are not recommended.

NVIDIA Quadro NVS 280	Form Factor	ATX
Graphics Card	Graphic Controller	Integrated Quadro 280 2-D graphics processor unit (GPU)
	VGA controller	Integrated into the Quadro GPU
	Bus type	Workstations: AGP 8X or PCI Desktops: PCI
	RAMDAC	Dual 350 MHz
	Memory	64 MB DDR with frame buffer and Texture storage
	Connector	Single High-density Flex Connector
	Dimensions	Low-profile, 2.586 x 6.6 in (6.57 x 16.76 cm)
	Controller clock speed	275 MHz
	Color planes	32-bit color buffer
	Overlay planes	1 16-bit Video overlay plane
	Maximum vertical refresh rate	120 Hz
	Maximum pixel clock	350 MHz
	Multi-monitor support	Dual analog or digital monitors
	Single DVI Support	Yes
	Dual DVI Support	Yes
	High-definition Video Processor (HDVP)	Full-screen, full-frame video playback of HDTV and DVD content DVD-ready motion compensation for MPEG-2 Independent hardware color controls for video overlay Hardware color-space conversion (YUV 4:2:2 and 4:2:0) IDCT motion compensation 5-tap horizontal by 3-tap vertical filtering 8:1 up/down scaling

Technical Specifications - Graphics

Available graphics drivers

Microsoft Windows 2000 and Microsoft Windows XP (Provides full native Dual View mode, Span or Big Desktop mode, and Clone mode). HP qualified drivers may be preloaded or available from the HP support Web site: http://welcome.hp.com/country/us/eng/software_drivers.html.

Analog Resolution	Maximum Colors Supported	Maximum Refresh Rate	Analog Resolution
640 x 480	16.7 M	240 Hz	640 x 480
800 x 600	16.7 M	240 Hz	800 x 600
1024 x 768	16.7 M	200 Hz	1024 x 768
1600 x 1200	16.7 M	170 Hz	1600 x 1200
1600 x 1200	16.7 M	150 Hz	1600 x 1200
1600 x 1200	16.7 M	100 Hz	1600 x 1200
1920 x 1200	16.7 M	85 Hz	1920 x 1200
1920 x 1200	16.7 M	85 Hz	1920 x 1200
1920 x 1440	16.7 M	75 Hz	1920 x 1440
2048 x 1536	16.7 M	60 Hz	2048 x 1536
Digital Resolution	Maximum Colors Supported	Maximum Refresh Rate	Digital Resolution
640 x 480	16.7 M	75 Hz	640 x 480
800 x 600	16.7 M	75 Hz	800 x 600
1024 x 768	16.7 M	75 Hz	1024 x 768
1152 x 864	16.7 M	60 Hz	1152 x 864
1280 x 1024	16.7 M	60 Hz	1280 x 1024
1600 x 1200	16.7 M	60 Hz (primary only)	1600 x 1200

Technical Specifications - Hard Drives

7200 rpm Serial ATA Hard Drives	40-GB	Capacity	40,020,000,000 bytes			
		Height	1 inch (2.54 mm)			
		Width	Media diameter: 3.5 in (8.89 cm) Physical size: 4 in (10.2 cm)			
		Interface	Serial ATA			
		Synchronous Transfer Rate (Maximum)	150 MB/s			
		Buffer	2 MB			
		Seek Time (typical reads, includes controller overhead, including settling)	Single Track	1.0 ms		
			Average	8.5 ms		
			Full-Stroke	18.0 ms		
		Rotational Speed	7,200 rpm			
		Logical Blocks	78,165,360			
		Operating Temperature	41° to 131° F (5° to 55° C)			
			80-GB	Capacity	85,899,345,920 bytes	
				Height	1 in (2.54 cm)	
Width	Media diameter: 3.5 in (8.89 cm) Physical size: 4 in (10.2 cm)					
Interface	Serial ATA					
Synchronous Transfer Rate (Maximum)	150 MB/s					
Buffer	8 MB					
Seek Time (typical reads, includes controller overhead, including settling)	Single Track			0.9 ms		
	Average			9.3 ms		
	Full-Stroke			18 ms		
Rotational Speed	7,200 rpm					
Logical Blocks	153,301,488					
Operating Temperature	41° to 131° F (5° to 55° C)					

Technical Specifications - Hard Drives

120-GB	Capacity	120,034,000,000 bytes	
	Height	1 in (2.54 cm)	
	Width	Media diameter: 3.5 in (8.89 cm) Physical size: 4 in (10.2 cm)	
	Interface	Serial ATA	
	Synchronous Transfer Rate (Maximum)	150 MB/s	
	Buffer	8 MB	
	Seek Time (typical reads, includes controller overhead, including settling)	Single Track 1.0 ms Average 8.5 ms Full-Stroke 18 ms	
	Rotational Speed	7,200 rpm	
	Logical Blocks	234,441,648	
	Operating Temperature	41° to 131° F (5° to 55° C)	
	160-GB	Capacity	171,798,691,840 bytes
		Height	1 in (2.54 cm)
		Width	Media diameter: 3.5 in (8.89 cm) Physical size: 4 in (10.2 cm)
Interface		Serial ATA	
Synchronous Transfer Rate (Maximum)		150 MB/s	
Buffer		8 MB	
Seek Time (typical reads, includes controller overhead, including settling)		Single Track 0.9 ms Average 9.3 ms Full-Stroke 18 ms	
Rotational Speed		7,200 rpm	
Logical Blocks		312,581,808	
Operating Temperature		41° to 131° F (5° to 55° C)	

Technical Specifications - Input/Output Devices

2004 Standard Keyboard (PS/2 or USB)	Physical characteristics	Keys	104, 105, 106, 107, 109 layout (depending upon country)
		Dimensions (L x W x H)	18.0 x 6.4 x 0.98 in (45.8 x 16.3 x 2.5 cm)
		Weight	2 lb (0.9 kg) minimum
	Electrical	Operating voltage	+ 5VDC \pm 5%
		Power consumption	50-mA maximum (with three LEDs ON)
		System interface	USB Type A plug connector
		ESD	CE level 4, 15-kV air discharge
		EMI - RFI	Conforms to FCC rules for a Class B computing device
	Mechanical	Microsoft® PC 99 - 2001	Functionally compliant
		Languages	38 available
Keycaps		Low-profile design	
Switch actuation		55-g nominal peak force with tactile feedback	
Switch life		20 million keystrokes (using Hasco modified tester)	
Switch type		Contamination-resistant switch membrane	
Key-leveling mechanisms		For all double-wide and greater-length keys	
Environmental	Cable length	6 ft (1.8 m)	
	Microsoft PC 99 - 2001	Mechanically compliant	
	Acoustics	43-dBA maximum sound pressure level	
	Operating temperature	50° to 122° F (10° to 50° C)	
	Non-operating temperature	-22° to 140° F (-30° to 60° C)	
	Operating humidity	10% to 90% (non-condensing at ambient)	
	Non-operating humidity	20% to 80% (non-condensing at ambient)	
	Operating shock	40 g, six surfaces	
	Non-operating shock	80 g, six surfaces	
	Operating vibration	2-g peak acceleration	
Operating system support	Non-operating vibration	4-g peak acceleration	
	Drop (out of box)	26 in (66 cm) on carpet, six-drop sequence	
	Drop (in box)	42 in (107 cm) on concrete, 16-drop sequence	
Approvals	Windows® 2000 and Windows XP		
Ergonomic compliance	UL, CSA, FCC, CE Mark, TUV, TUV GS, VCCI, BSMI, C-Tick, MIC		
	ANSI HFS 100, ISO 9241-4, and TUVGS		

Technical Specifications - Input/Output Devices

2-Button Scroll Mouse (PS/2 or USB)	Scroll Wheel	8 mm		
	Maximum Rotation Speed	30 mm/s		
	Switch Type	Light force micro-switch		
	Switch Life	1 million operations		
	Mechanical Life	Minimum 200,000 revolutions		
	Environmental	Operating Temperature	50° to 122° F (10° to 50° C)	
		Non-operating Temperature	-22° to 140° F (-30° to 60° C)	
		Operating Humidity	10% to 90% (non condensing at ambient)	
		Non-operating Humidity	20% to 80% (non condensing at ambient)	
		Operating Shock	40 g, 6 surfaces	
		Non-operating Shock	80 g, 6 surfaces	
		Operating Vibration	2 g peak acceleration	
		Non-operating Vibration	4 g peak acceleration	
		Electrical	Operating Voltage	+ 5VDC ± 10%
			Power Consumption	15mA
	System Consumption		PS/2 mini-din connector	
	ESD		CE level 4, 15 kV air discharge	
	EMI-RFI		Conforms to FCC rules for a Class B computing device	
	Mechanical	PC98	Functionally compliant	
Resolution		400 ± 20% DPI		
Tracking Speed		10 in/s maximum		
Acceleration		100 in/s		
Switch Actuation		85 g nominal peak force		
Switch Life		1,000,000 operations (using Hasco modified tester)		
Regulatory Approvals	Cable Length	2 m		
	PC98-99	Mechanically compliant		
	UL, CSA, FCC, CE Mark, TUV, TUV GS, VCCI, BCIQ, C-Tick			

Technical Specifications - Optical Storage

48X Max CD-ROM Drive	Interface	ATAPI IDE
	Data Buffer	16.6 Mbps
	Data Transfer Rate	Sustained—1200 Kbps Variable (CD)—3,000 to 7,200 Kbps minimum (audio)
	Disk Rotation Technology	CAV (Constant Angular Velocity)
	Access Time (ms)	Random: < 100 ms Full-stroke seek: < 150 ms
	Average Access Time	< 80 ms
	Cache Buffer (standard/maximum)	128 KB
	Disk Formats Read	Multi-session Photo CD, multi-read CD-ROM, CD text, audio CD, CD-I, CD-RW, CD-R, CD-Extra, CD-ROM XA
	Disk Formats Written	None
	Disk Capacity (CD)	650 MB
	Block Size	Mode 1 – 2,048, 2,352 bytes
		Mode 2-1, 2,088, 2,328, 2,336, 2,340, 2,353 bytes
		Mode 2-2, 2,328, 2,336, 2,340, 2,352 bytes
		CD-DA – 2,352, 2,368 bytes
	Diameter	12 cm; 8 cm
	Thickness	1.2 mm
	Track Pitch	1.6 μ m
	Audio Output Level	Line-out—0.7 V @ 47 Headphone—0.6 V @ 32 ohm Kohm
	Startup Time	< 7 seconds (typical); < 30 seconds with multi-session
	Operating Conditions	Temperature 41° to 120° F (5° to 50° C)
		Relative Humidity 10% to 80%
Dimensions (H x W x D, maximum)	1.7 x 5.9 x 8.0 in (4.3 x 15.0 x 20.3 cm)	
Weight	2.6 lb (1200 g)	
MPEG Playback Graphics Solution Support	None	

48X/32X/48X CD-RW Drive	Orientation	Either horizontal or vertical
	Disc Loading Mechanism	Half-height, tray load
	Interface Type	ATAPI IDE
	Dimensions—external (W x H x D)	7.99 x 5.88 x 1.71 in (203 x 149.5 x 43.5 mm)
	Weight	2.6 lb (1.2 kg)
	Disc Diameter	12 cm, 8 cm
	Disc Thickness	1.2 mm
	Track Pitch	1.6 μ m
	Disc Center Hole Diameter	15 mm
	Reference Scanning Velocity	1.2 m/s

Technical Specifications - Optical Storage

Recording/Playing Time	80 minutes with CD-R media	
Read Only Disc Parameters	Formats and Modes Supported	CD-ROM – Mode 1; CD-ROM XA – Mode 2 (forms 1 and 2); CD digital audio; CD Extra; CD-I – Mode 2 (forms 1 and 2) and CD-I-Ready; Photo CD (single and multi-session); video CD
	Capacity	185 MB (Mode 2, 8cm); 540 MB (Mode 1, 12 cm); 650 MB (Mode 2, 12 cm); 700 MB (Mode 2, 12 cm)
	Block Size	Mode 1 – 2,048 and 2,352 bytes; mode 2, form 1 – 2,048; 2,328; 2,336; 2,340 and 2,352 bytes; mode 2, form 2-2,328; 2,336; 2,340 and 2,352 bytes; CD-DA-2,352 and 2,368 bytes
Writeable Disc Parameters	Disc Type	CD-R and CD-RW
	Write Methods	Disc at Once, Track at Once, Session at Once, Variable Packet, Fixed Packet
	Format and Modes Supported	CD-ROM (mode 1); CD-ROM XA (mode 2, forms 1 and 2); CD digital audio, CD-I (mode 2, forms 1 and 2); video CD
	Capacity	185 MB (Mode 2, 8cm); 540 MB (Mode 1, 12 cm); 650 MB (Mode 2, 12 cm); 700 MB (Mode 2, 12 cm)
	Block Size	Mode 1 – 2,048 bytes; mode 2, form 1 – 2,048 and 2,352 bytes; mode 2, form 2 – 2,352 bytes; CD-DA ---2,352 bytes
Access Times (typical)	Random	< 120 ms
	Full Stroke	< 200 ms
Maximum Data Transfer Rates	CD-RW Write	4800 KB/s (32X) Max
	CD-ROM, CD-R read	7200 KB/s (48X) Max
	CD-RW read	7200 KB/s (32X) Max
	CD-R write	7200 KB/s (48X) Max
Data Transfer Modes	ATA PIO mode 4 (16.7MB/s); ATA multi-word DMA mode 2 (16.7 MB/s); ATA UltraDMA mode 0 (16.7 MB/s); ATA UltraDMA mode 1 (24 MB/s); ATA UltraDMA mode 2 (33 MB/s) – default.	
Cache Buffer	2 MB (minimum)	
Start-up Time (single)	< 7 seconds typical	
Start-up Time (multi-session)	< 30 seconds typical	
Stop Time	< 4 seconds	
Power	Source	Four-pin, DC power receptacle
	DC power requirement	5 VDC \pm 5%—100 mV ripple p-p 12 VDC \pm 5%—200 mV ripple p-p
	DC current	5 VCD < 1A (typical) < 1600 mA (maximum)
		12 VCD < 600 mA (typical) < 1.4A (maximum)
		Total Drive Power (Standby mode) < 2.5 watt
Audio Output Level	0.7 Vrms	

Technical Specifications - Optical Storage

Configuration Jumper Block	Master, slave and cable select modes	
Data Interface Connector	50-pin IDE interface	
Environmental (all conditions, non-condensing)	Temperature (operating)	41° to 122° F (5° to 50° C)
	Relative Humidity (operating)	10% to 90%
	Maximum Wet Bulb Temperature (operating)	84° F (29° C)

16X/40X DVD-ROM	Height	5.25-in, half-height		
	Interface Type	ATAPI		
	Dimensions— External, Excluding Bezel (W x H)	5.88 x 1.71 in (149.5 x 43.5 mm)		
	Disc Diameter	12 cm, 8 cm		
	Disc Thickness	1.2 mm		
	Track Pitch	1.6 μ m (CD), 0.74 μ m (DVD)		
	Disc Center Hole Diameter	15 mm		
	Disc Formats	DVD-ROM (single and dual layer); DVD-video; DVD-R version 1.0 and 2.0; DVD-RW version 1.0 and 1.1; DVD-R multi-border; DVD+RW; DVD+R; CD-ROM Mode 1 and 2; CD-DA; CD-ROM XA Mode 2, Form 1 and 2; CD-extra; CD-text; CD-I Mode 2, Form 1 and 2; CD-I ready; video CD, CD-bridge; PhotoCD (single and multi-session); CD-R; CD-RW		
	Disc Capacity	DVD-ROM	4.7 GB (DVD-5), 8.54 GB (DVD-9), 9.4 GB (DVD-10), 3.95 GB (DVD-R version 1.0), 4.7 GB (DVD-R version 2.0), 4.7 GB (DVD-RW version 1.0 and 1.1), 4.7 GB (DVD+RW), 4.7 GB (DVD+R)	
		CD-ROM	40 MB (Mode 1, 12 cm), 640 MB (Mode 2, 12 cm), 700 MB (80 minimum CD-R and CD-RW), 180 MB (8 cm)	
	Block Size (bytes)	DVD-ROM – 2048; CD-ROM Mode 0 – 2352; CD-ROM Mode 1 – 2352, 2340, 2336, 2048; CD-ROM Mode 2 – 2352, 2340, 2336, 2048		
	Access Times (typical reads, including settling)	DVD-ROM Single Layer	120 ms (typical)	
		CD-ROM Mode 1	90 ms (typical)	
		Full Stroke DVD	240 ms (seek) (typical)	
		Full Stroke CD	160 ms (seek) (typical)	
	Maximum Data Transfer Rates	CD-ROM Read	6000 KB/s (40X) Max	
DVD-ROM Read		21,600 KB/s (16X) Max		
Data Transfer Modes	PIO Mode 4 (16.6 MB/s); Multi-word DMA mode 2 (16.6 MB/s); UltraDMA Mode 3 (44.4 MB/s)			

Technical Specifications - Optical Storage

Power	Source	Four-pin, DC power receptacle
	DC Power Requirement	5 VDC \pm 5% – 100 mV ripple p-p 12 VDC \pm 5% – 200 mV ripple p-p
	DC Current	5 VDC – <800 mA typical, < 1000 mA maximum 12 VDC – < 870 mA typical
Audio Output Level	0.7 Vrms (typical)	
Configuration Jumper Block	Master, slave, and cable select modes	
Data Interface Connector	40-pin, shrouded and keyed, flat ribbon	
Environmental (all conditions non-condensing)	Temperature (operating)	41° to 122° F (5° to 50° C)
	Relative Humidity (operating)	10% to 90%
	Maximum Wet Bulb Temperature (operating)	86° F (30° C)
	Certifications, Approvals	MMC II support, multi-read certification, Microsoft WHQL certification, ACA AS/NZS 3548 class B, CNS 13438, C.I.S.P.R. Pub 22, TUV or VDE EN60950, EN 55022, EN55024, SEMKO, NEMKO, DEMKO, FIMKO, EN 60825-1, UL 60950, and CSA C22.2 60950-2000.
Operating Systems Supported	Microsoft Windows 2000, Windows XP Professional, Windows XP Home	
Kit Contents	16X/40X DVD-ROM Drive, Roxio CinePlayer software, and installation guide.	

48X/32X/48X/16X Combo CD-RW/DVD-ROM	5.25-inch, half-height, tray-load	
	Color	Carbonite
	Orientation	Either horizontal or vertical
	Interface Type	ATAPI
	Dimensions (W x H x D)	5.77 x 1.71 x 7.36 in (146.5 x 43.5 x 187 mm) (external, excluding bezel)
	Disc Diameter	12 cm, 8 cm
	Disc Thickness	0.05 in (1.2 mm)
	Track Pitch	1.6 μ m (CD), 0.74 μ m (DVD)
	Disc Center Hole Diameter	0.6 in (15 mm)
	Reference Scanning Velocity	1.2 m/s (CD); 3.49 m/s (DVD SL); 3.84 m/s (DVD DL)

Technical Specifications - Optical Storage

Read Only Disc Parameters	Formats and Modes Supported	CD-ROM – Mode 1; CD-ROM XA-Mode 2 (forms 1 and 2); CD-Bridge; CD digital audio; CD Extra; CD-I – Mode 2 (forms 1 and 2) and CD-I-Ready; Photo CD (single and multi-session); video CD; DVD (single- and double-layer); DVD-R; DVD-RW; DVD-RW Multi-Border; DVD+R; DVD+R Multi-Session, and DVD+RW
	Capacity	180 MB (mode 2, 8 cm); 540 MB (mode 1, 12 cm); 650 MB (mode 2, 12 cm); 700 MB (Mode 2, 12 cm); 4.7 GB (DVD-5); 8.54 GB (DVD-9); 9.4 GB (DVD-10)
	Block Size	Mode 1 – 2,048 and 2,352 bytes; mode 2, form 1 – 2,048; 2,328; 2,336; 2,340 and 2,352 bytes; mode 2, form 2 – 2,328; 2,336; 2,340 and 2,352 bytes; CD-DA – 2,352 bytes; DVD-2,048 bytes
Writeable Disc Parameters	Disc Type	CD-R and CD-RW
	Write Methods	Disc at Once, Track at Once, Session at Once, Variable Packet, Fixed Packet
	Format and Modes Supported	CD-ROM (mode 1); CD-ROM XA (mode 2, forms 1 and 2); CD digital audio, CD-I (mode 2, forms 1 and 2); video CD; CD-Bridge; Video CD
	Capacity	180 MB (mode 2, 8 cm); 540 MB (mode 1, 12 cm); 650 MB (mode 2, 12 cm); 700 MB (mode 2, 12 cm)
	Block Size	CD-DA – 2,352 bytes; mode 0 – 2,336 and 2,352 bytes; mode 1 – 2,048 and 2,352 bytes; mode 2 – 2,336 and 2,352; mode 2, form 1 – 1,048 and 2,352 bytes; mode 2, form 2 – 2,324 and 2,352 bytes
Access Times (typical reads, including settling)	Random DVD	< 140 ms (typical)
	Random CD	< 125 ms, (typical)
	Full Stroke DVD	< 250 ms (seek)
	Full Stroke CD	< 210 ms (seek)
Maximum Data Transfer Rates	CD-R write	7200 KB/s (48X) Max
	CD-RW write	1500 KB/s (10X) Max
	CD-ROM, CD-R, CD-RW read	7200 KB/s (48X) Max
	DVD ROM read	21,632 KB/s (16X) Max
Data Transfer Modes		ATA PIO mode 4 (16.7 MB/s); ATA Multi-word DMA mode 2 (16.7 MB/s); ATA UltraDMA mode 0 (16.7 MB/s); ATA UltraDMA mode 1 (24 MB/s), mode 2 (33 MB/s); ATA UltraDMA Mode 3 44 Mbytes/s (default)
	Cache Buffer	2 MB (minimum)
	Startup Time (single)	< 7 seconds (typical)
	Startup Time (multi-session)	< 30 seconds (typical)
	Stop Time	< 4 seconds

Technical Specifications - Optical Storage

Power	Source	Four-pin, DC power receptacle
	DC Power Requirement	5 VDC \pm 5%-100 mV ripple p-p 12 VDC \pm 5%-200 mV ripple p-p
	DC Current	5 VDC (< 1000 mA typical, < 1600 mA maximum) 12 VDC (< 600 mA typical, < 1400 mA maximum)
	Total Drive Power (standby mode)	< 2.5 Watt
Audio Output Level		0.7 Vrms (typical)
Configuration Jumper Block		Master, slave, and cable select modes
Data Interface Connector		40-pin, shrouded and keyed, flat ribbon
Environmental (all conditions non-condensing)	Temperature (operating)	41° to 122° F (5° to 50° C)
	Relative humidity (operating)	10% to 90%
	Maximum wet bulb temperature (operating)	86° F (30° C)
Certifications, Requirements		MPC-3 compliant, multi-read requirements, ACA AS/NZS 3548, ANSI C63.4-1992, ATAPI Spec SFF-8020, ATA Spec X3T9.2, CB Bulletin No. 92A, CSA C22.2 No. 950-1995, C.I.S.P.R. Pub 22, EMKO-TSE 207/94, TUV or VDE EN60 950, EN60825-1, Microsoft PC2001 certification, Microsoft Logo for Windows XP, 2000, and NT4
Operating Systems Supported		Microsoft Windows 2000, Microsoft Windows XP Professional, Microsoft Windows XP Home

16X DVD+/-RW LightScribe Drive	Height	5.25-inch, half-height, tray-load		
	Orientation	Either horizontal or vertical		
	Interface type	ATAPI/EIDE		
	Disc recording capacity	8.5 GB DL or 4.7 GB standard		
	Dimensions (W x H x D)	5.9 x 1.7 x 8.0 in (15.0 x 4.4 x 20.3 cm)		
	Weight (max)	2.6 lb (1.2 kg)		
	Write speed	DVD+R	Up to 16X	
		DVD+RW	Up to 4X	
		DVD+R DL	Up to 2.4X	
		DVD-R	Up to 8X	
		DVD-RW	Up to 4X	
		CD-R	Up to 40X	
		CD-RW	Up to 24X	
Read speed	DVD+R/-R/+RW/-RW/+R DL	Up to 8X		
	DVD-ROM	Up to 16X		
	CD-ROM, CD-R	Up to 40X		
	CD-RW	Up to 32X		

Technical Specifications - Optical Storage

Access time (typical reads, including settling)	Random	DVD: < 130 ms (typical), CD: < 120 ms (typical)
	Full Stroke	DVD: < 240 ms (seek), CD: < 200 ms (seek)
	Startup Time	Single-session: < 15 seconds (typical), Multi-session: < 30 seconds (typical)
	Stop Time	< 4 seconds
	Cache Buffer	2 MB (minimum)
	Data Transfer Modes	ATA PIO mode 4 (16.7 MB/s); ATA Multi-word DMA mode 2 (16.7 MB/s); ATA UltraDMA Mode 3 (44.4 MB/s -default)
	Power	Source
DC Power Requirement		5 VDC \pm 5%-100 mV ripple p-p 12 VDC \pm 5%-200 mV ripple p-p
DC Current		5 VDC (< 1000 mA typical, 1600 mA maximum) 12 VDC (< 600 mA typical, 1400 mA maximum)
Total Drive Power (standby mode)		< 2.5 Watt
Audio output		Line-Out
	Signal-to-Noise Ratio	74 dB
	Channel Separation	65 dB
Environmental conditions (operating - non-condensing)	Temperature	41° to 122° F (5° to 50° C)
	Relative humidity	10% to 90%
	Maximum wet bulb temperature	86° F (30° C)
System configuration	Intel PentiumIII Processor or later with 128 MB of memory (required); 256 MB recommended 2-D or 3-D graphics cards on primary disk drive for operating system and application software; second disk drive for audio and video data	
Operating systems support	Microsoft Windows 2000, Windows XP Professional, Windows XP Home	
Regulatory approvals	MPC-3 compliant, multi-read requirements, ATA Spec X3T9.2, ATAPI Spec T13.1153D, ANSI C63.4-1992, UL 1950, ACA AS/NZS 3548, CB Bulletin No. 96A, CSA C22.2 No. 950-1995, CFR 47 C.I.S.P.R. Pub 22 Class B, DHHS/FDA, EMKO- TSE 07/94, TUV EN60950, EN60825-1, MIC, BSMI-CNS 13438, CE, Microsoft PC2001 certification, Microsoft Logo for Windows XP and 2000.	
Option kit contents	16X DVD+/-RW LightScribe drive, LightScribe software, InterVideo WinDVD, InterVideo WinDVD Creator, Roxio Easy Media Creator 7, Dantz Retrospect Express Backup Software, installation guide, and DVD+R media.	

Technical Specifications - Removable Storage

HP Drive Key II	Dimensions (HxWxD)	0.32 x 0.63 x 2.67 in (0.8 x 1.6 x 6.8 cm)	
	Storage Capacity	256 MB	
	Weight	0.05 lb (0.02 kg)	
	Transfer Rates	Read	Capable of 6.0 MB/s sustained read speed in USB 2.0 system
		Write	Capable of 6.0 MB/s sustained write speed in USB 2.0 system
	Operating Temperature	41° to 122° F (5° to 50° C)	
	Non-operating Temperature	-22° to 140° F (-30° to 60° C)	
	Operating System Support	Microsoft Windows 2000, Windows XP Professional, Windows XP Home. No driver is required for this device. Native support is provided by the operating system.	
	Option Kit Contents	HP Drive Key II, documentation	

© Copyright 2005 Hewlett-Packard Development Company, L.P.
The information contained herein is subject to change without notice.

Intel and Pentium are U.S. registered trademarks of Intel Corporation. Microsoft and Windows are U.S. registered trademarks of Microsoft Corporation. The only warranties for HP products and services are set forth in the express warranty statements accompanying such products and services. Nothing herein should be construed as constituting an additional warranty. HP shall not be liable for technical or editorial errors or omissions contained herein.