
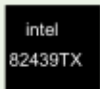


USB



SIMM 1
SIMM 2
SIMM 3
SIMM 4



DIMM 1
DIMM 2



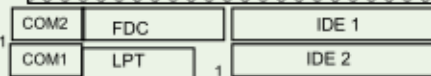
JP19/18/17




JP16/15/14



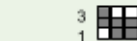
PS/2
MOUSE
CON.




IR CON.1




intel
82371AB



JP13



JP11



intel
AMD
CYRIX
CPU
SOCKET 7

SCSI 2



Acard

Ultra SCSI 3



JP20




JP10

J4
Ext. Bat.
Connector

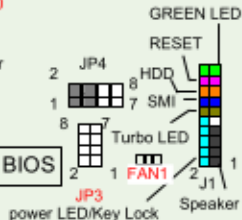



AWARD BIOS



JP7

J3



Please read the tiptext on the red-colored texts by moving the mouse pointer over the texts.

power	jp11	jp20	
AT	both ON	1-2	
ATX	both OFF	2-3	
FSB	jp17	jp18	jp19
55	1-2	1-2	2-3
60	1-2	2-3	2-3
66	2-3	2-3	2-3
core volt.	jp13		
2.2	5-6,11-12		
2.8	1-2		
2.9	3-4		
3.2	5-6		
3.3	7-8		
3.52	9-10		
single/dual	jp4		
single	1-2,3-4		
dual	5-6,7-8		
Multiplier	jp14	jp15	jp16
1.5/3.5	1-2	1-2	off
2	2-3	1-2	off
2.5	2-3	2-3	off
3	1-2	2-3	off
clear cmos	jp10		
clear	2-3	Jumper on 2-3, power on 5 sec, power off, place jumper back on 1-2	
normal	1-2		
ext battery	j4		
ATX power switch	j3		