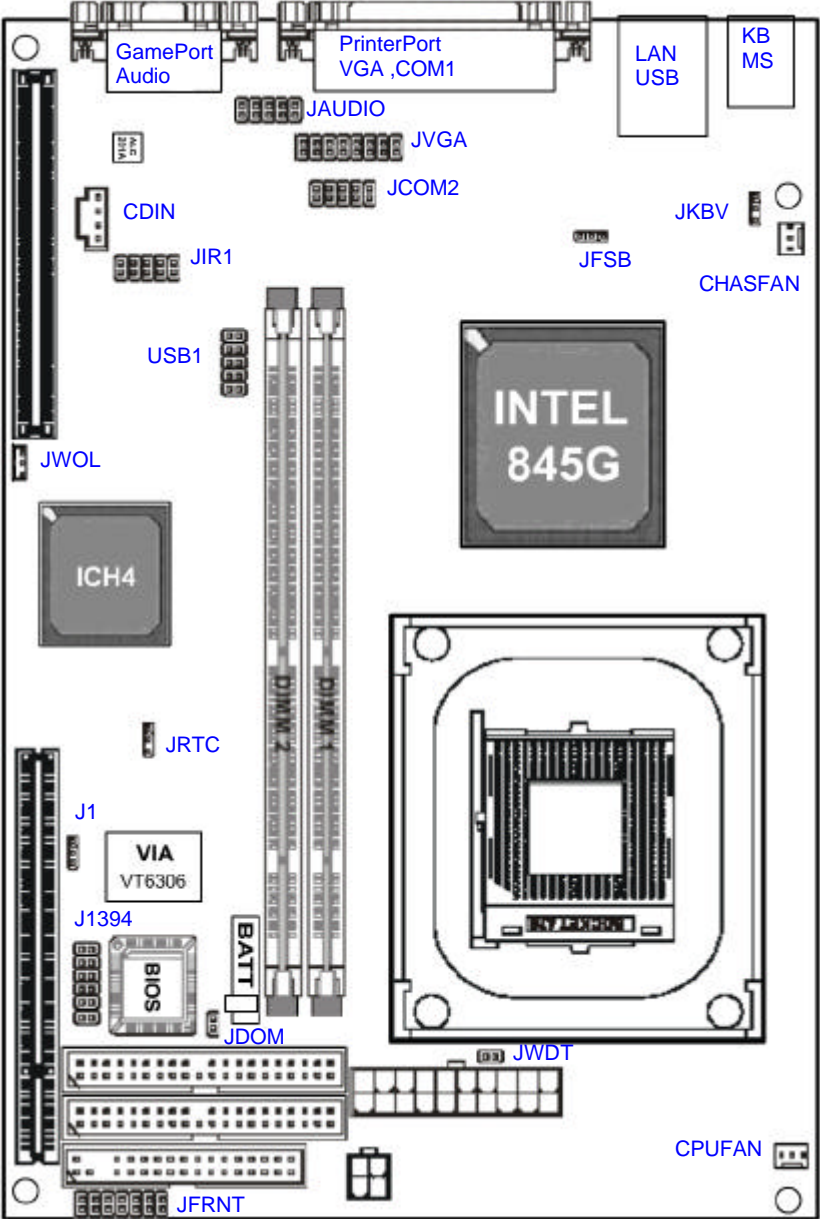


*P4BGA Quick Installation Guide*



# **P4BGA**




**Quick Installation Guide**


*P4BGA Quick Installation Guide*





# Jumper Setting

<b>JRTC</b>		
1-2	Clear CMOS	
2-3	Normal (Default)	


<b>JFSB</b>		
1-2	533 Mhz	
2-3	400 Mhz	
N/C	Auto Detect	

<b>J1(1394)</b>		
1-2	Enable(Default)	
2-3	Disable	

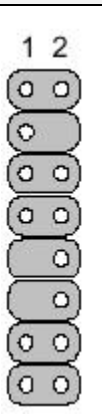
<b>JKBV</b>		
1-2	5V	
2-3	5V Stand by (Default)	

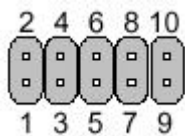
<b>JDOM</b>		
ON	Enable	
OFF	Disable(Default)	

## P4BGA Quick Installation Guide

JWDT		
ON	Enable	
OFF	Disable(Default)	


# Connectors

JVGA				
1	Red		2	Green
3	Blue		4	N/C
5	GND		6	GND
7	GND		8	GND
9	GND		10	GND
11	N/C		12	DDCDAT
13	HSYNC		14	VSYNC
15	DDCCLK		16	N/C.

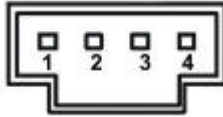
JUSB1				
1	Vcc	2	Vcc	
3	Data-	4	Data-	
5	Data+	6	Data+	
7	GND	8	GND	
9	GND	10	GND	

## P4BGA Quick Installation Guide


<b>JAUDIO</b>			
<b>1</b>	Line in R	<b>2</b>	GND
<b>3</b>	Line in L	<b>4</b>	MIC
<b>5</b>	MIC	<b>6</b>	GND
<b>7</b>	N.C.	<b>8</b>	Line out L
<b>9</b>	Line out R	<b>10</b>	GND



<b>CD-ROM Audio Line in (SONY)</b>	
<b>1</b>	Left Line in
<b>2</b>	GND
<b>3</b>	GND
<b>4</b>	Right Line in



<b>JIR</b>			
<b>1</b>	VCC	<b>6</b>	N.C
<b>2</b>	N.C	<b>7</b>	CIRRX
<b>3</b>	IRRXD	<b>8</b>	5VSB
<b>4</b>	GND	<b>9</b>	N.C
<b>5</b>	IRRXD	<b>10</b>	N.C



## P4BGA Quick Installation Guide

JCOM2				
1	DCD	6	DSR	
2	SIN	7	RTS	
3	SOUT	8	CTS	
4	DTR	9	RI	
5	GND	10	N.C	

JFRNT				
1	Vcc	2	Vcc	
3	IDELED	4	N/C	
5	RST_PD	6	GND	
7	GND	8	Vcc	
9	N/C	10	N/C	
11	PWRBTN	12	N/C	
13	GND	14	SPK_IN	