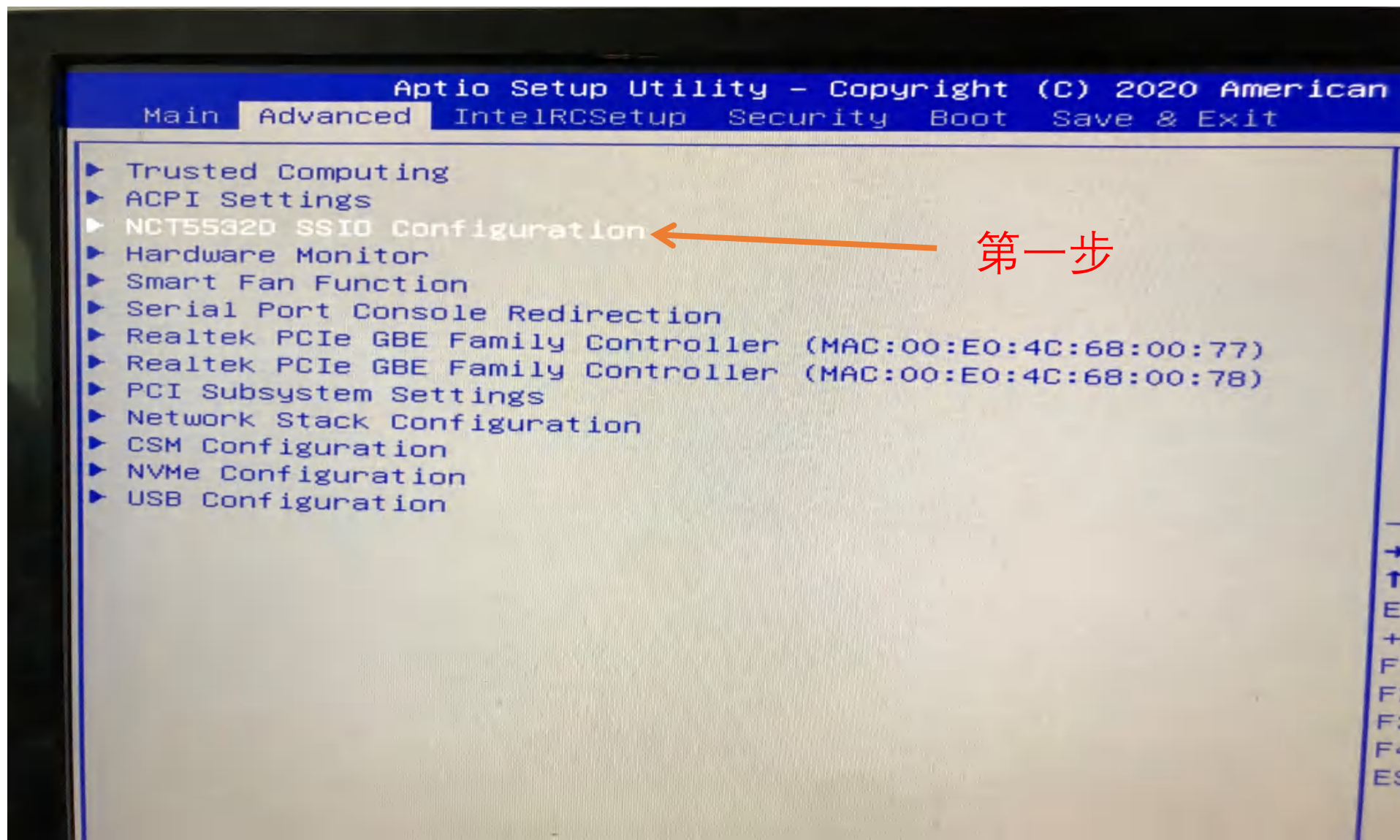


X99 F8D主板

Delete/Esc为进入BIOS键 F4为保存键 F7为快捷启动键

AC启动



Advanced

NCT5532D SSIO Configuration

Super IO Chip

AC Power Loss

Serial Port 1 Configuration

NCT5532D
[Power Off]

关

开

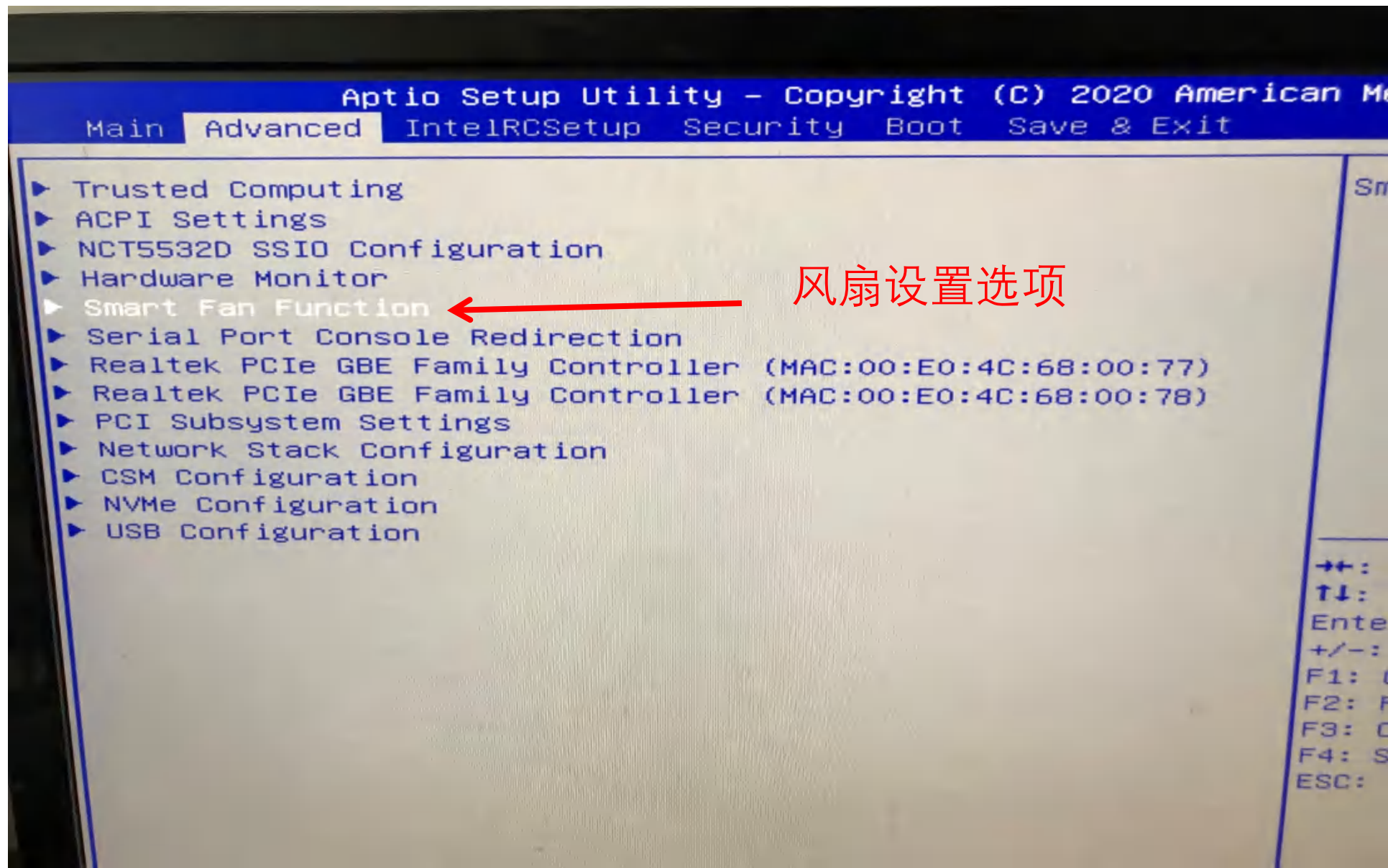
AC Power Loss

- Power Off
- Power On
- Last State

将电脑恢复到断电或中断发生之前的状态

++:
↑↓:
Ent
+/-
F1:
F2:
F3:
F4:
ESC:

风扇调速步骤



Advanced

Smart Fan function setting

Smart Fan 1 Mode

[Automatic Mode]

Smart Fan Temperature 1	30
Smart Fan Temperature 2	40
Smart Fan Temperature 3	50
Smart Fan Temperature 4	60
Smart Fan Critical Temperature	60
Smart Fan PWM 1	130
Smart Fan PWM 2	170
Smart Fan PWM 3	200
Smart Fan PWM 4	255

风扇温控设置界面/
根据不同风扇的转速/
自定设置合适的数值

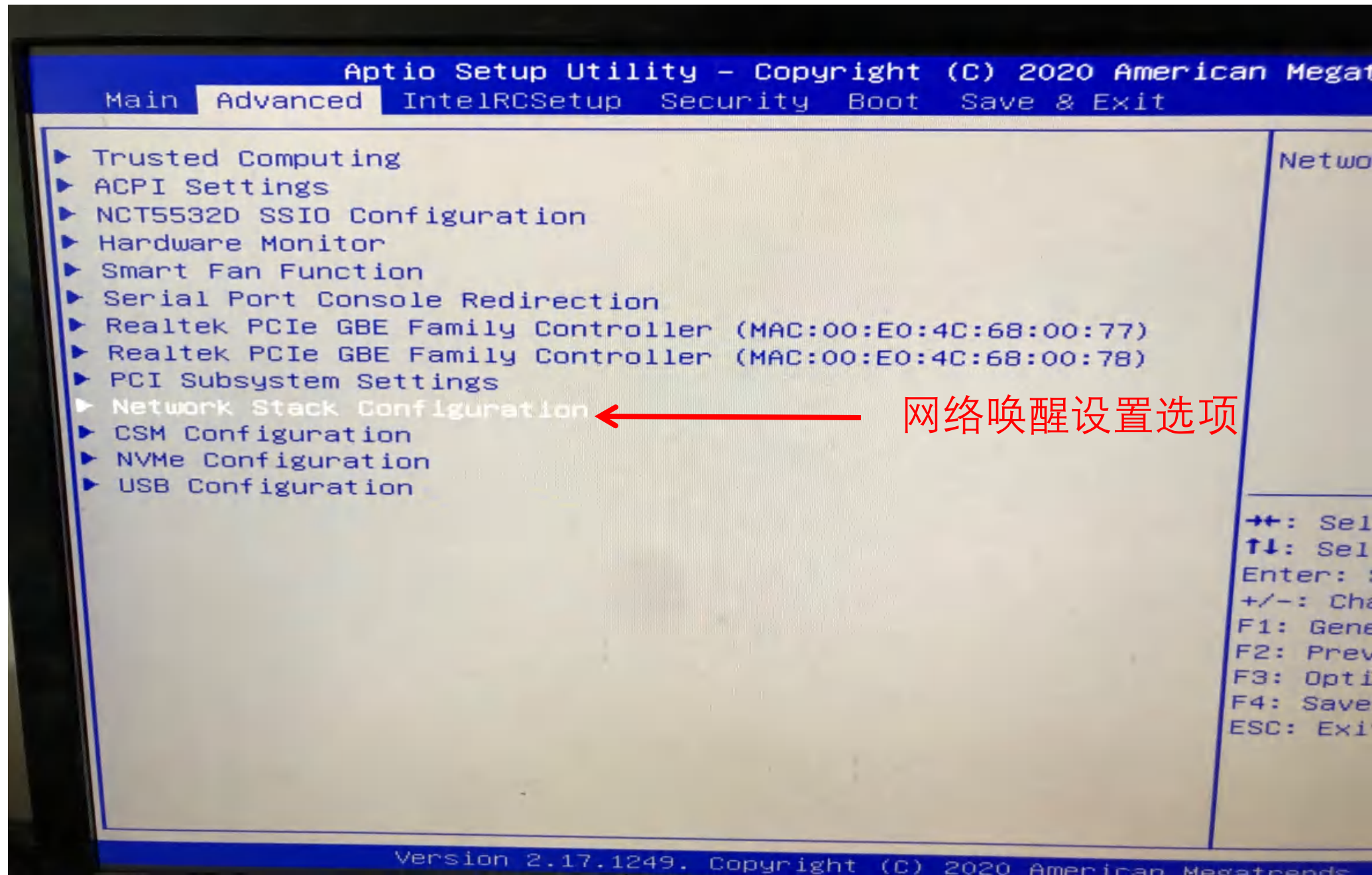
Smart Fan 2 Mode

[Automatic Mode]

Smart Fan Temperature 1	30
Smart Fan Temperature 2	40
Smart Fan Temperature 3	50
Smart Fan Temperature 4	60
Smart Fan Critical Temperature	60
Smart Fan PWM 1	130
Smart Fan PWM 2	170
Smart Fan PWM 3	200
Smart Fan PWM 4	255

++:
↑↓:
Enter
+/-:
F1:
F2:
F3:
F4:
ESC:

主板网络唤醒设置




Advanced

Network Stack
Lan Wake up Control

[Disabled]
[Enabled]

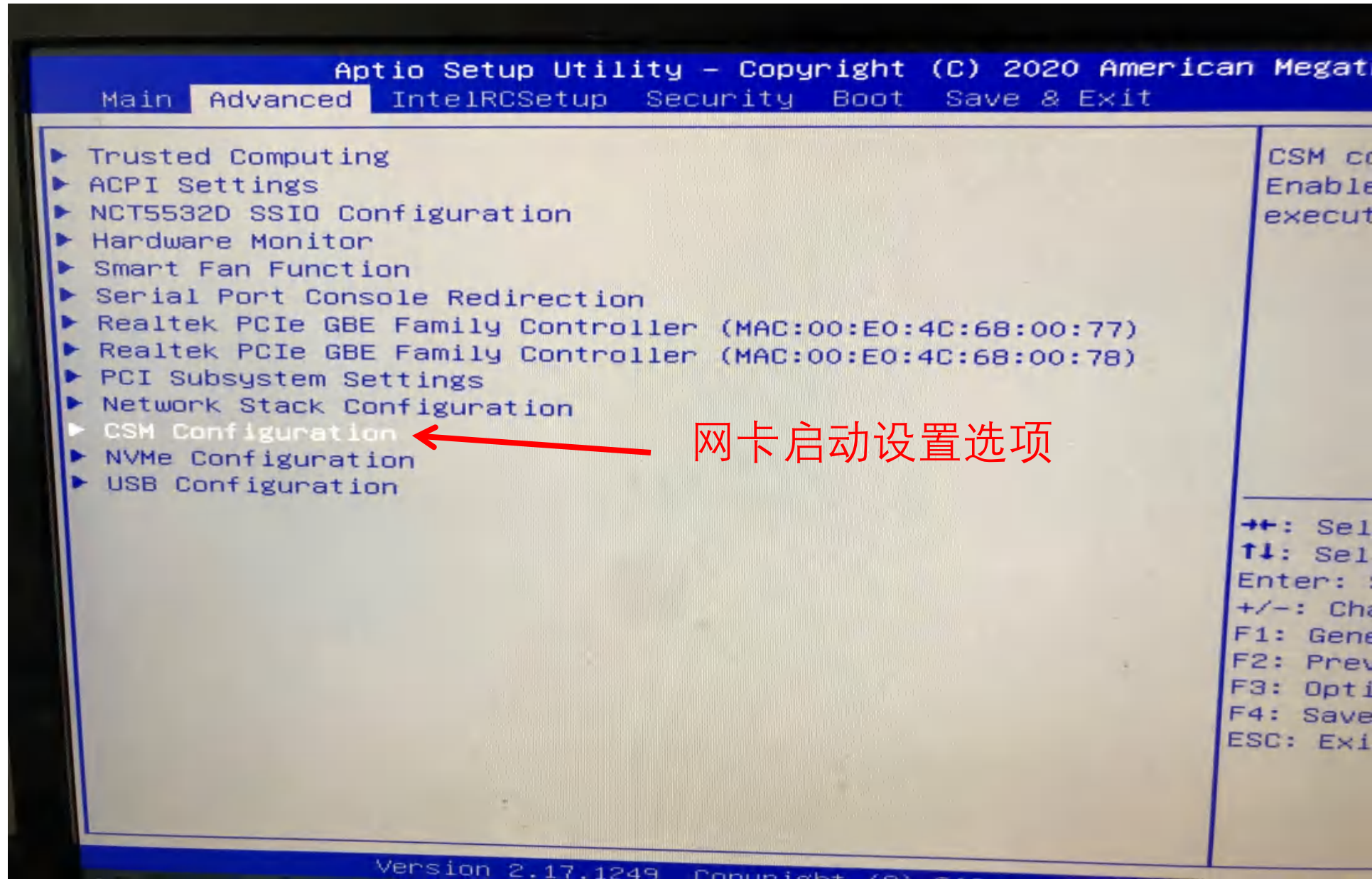
Lan k



将此选项设置为Enabled

→+: Sel
↑↓: Sel
Enter:
+/-: Ch
F1: Gen
F2: Pre
F3: Opt
F4: Save
ESC: Exi

主板网卡启动



Advanced

Compatibility Support Module Configuration

CSM Support [Enabled]

CSM16 Module Version 07.79

GateA20 Active [Upon Request]
Option ROM Messages [Force BIOS]

Boot option filter [UEFI and Legacy]

Option ROM execution


Network

Storage

Video

Other PCI devices

Network
Do not launch
UEFI
Legacy

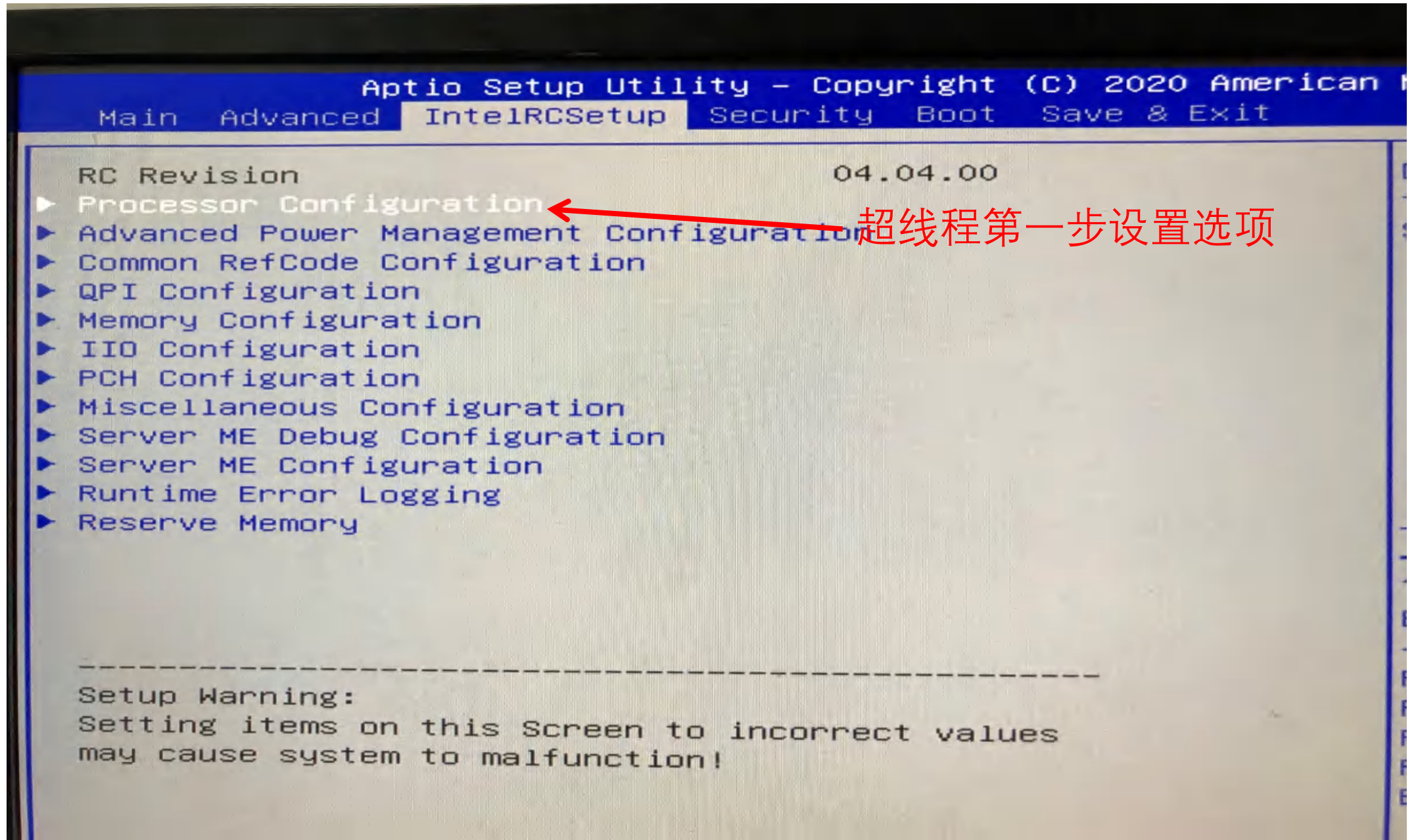


将此选项设置成Legacy

Contr
and L

→+: Sel
↑↓: Sel
Enter: :
+/-: Cha
F1: Gene
F2: Prev
F3: Opti
F4: Save
ESC: Exi

超线程



Microcode Revision	00000043		N/A
L1 Cache RAM	768KB		N/A
L2 Cache RAM	3072KB		N/A
L3 Cache RAM	30720KB		N/A
Processor 0 Version	Intel(R) Xeon(R) CPU E5 -2678 v3 @ 2.50GHz		
Processor 1 Version	Not Present		

关闭

Hyper-Threading [ALL]

[Enable]

Check CPU BIST Result

Monitor/Mwait

Execute Disable Bit

Enable Intel TXT Support

VMX

Enable SMX

Lock Chipset

MSR Lock Control

PPIN Control

DEBUG INTERFACE

Hardware Prefetcher

Adjacent Cache Prefetch

DCU Streamer Prefetcher

DCU IP Prefetcher

DCU Mode

Disable

Enable

开启

[Disable]

[Enable]

[Enable]

[Unlock/Enable]

[Disable]

[Enable]

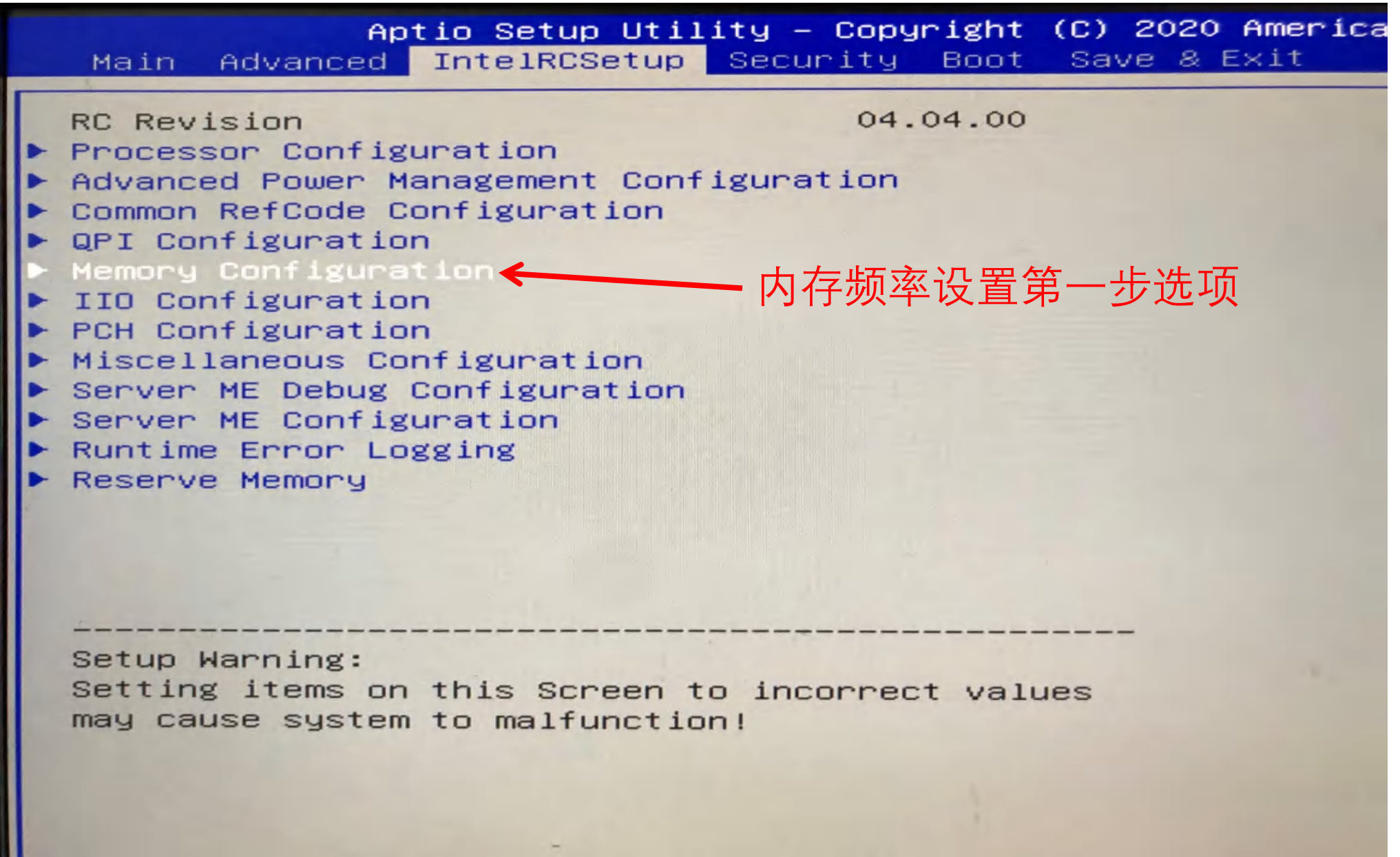
[Enable]

[Enable]

[Enable]

[32KB 8Way Without ECC]

内存频率



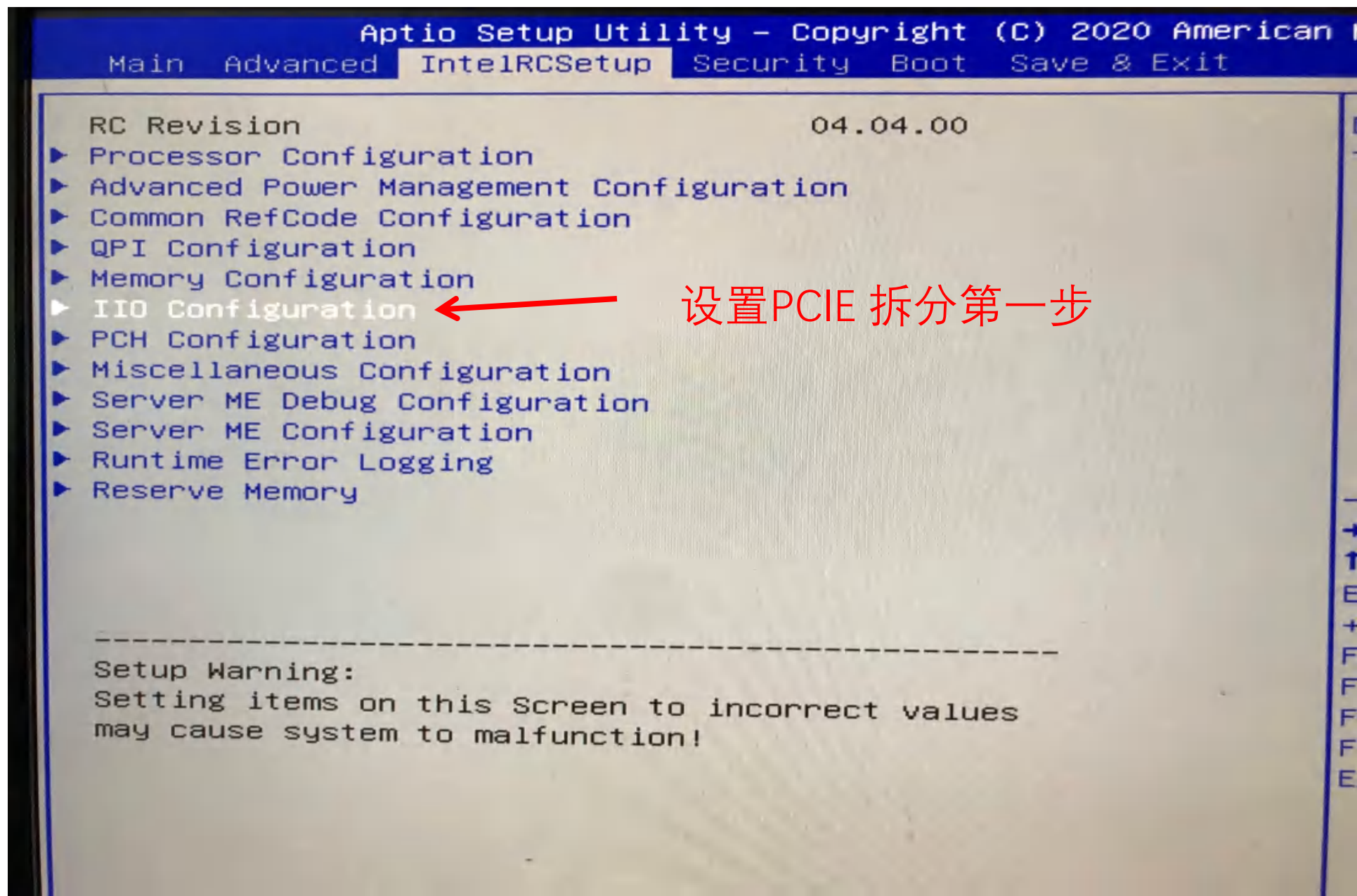
Integrated Memory Controller (iMC)-----
Memory Frequency

Enforce POR
PPR Type
PPR Error Injection test
Memory Frequency
DDR3 Voltage Level
MRC Promote Warnings
Promote Warnings
Halt on mem Training Error
Multi-Threaded MRC
Enforce Timeout
Enhanced Log Parsing
BSSA Module Loader
Backside RMT
Rank Multiplication
LRDIMM Module Delay
MemTest
MemTestLoops
Dram Maintenance Test
Dram Maintenance Test Direction
Dram Maintenance Test Inversion
Dram Maintenance Test Repetitions

Auto
800
1000
1067
1200
1333
1400
1600
1800
1867
2000
2133
2200
2400
2600
2667
Reserved
Reserved
Reserved

根据内存实际
的频率进行设置

PCIE拆分



PCIe Train by BIOS [yes]
PCIe Hot Plug [Disable]
PCIe ACPI Hot Plug [Disable]
EV DFX Features [Disable]

- ▶ IIO0 Configuration Cpu1 控制2,3显卡槽
- ▶ IIO1 Configuration Cpu2 控制1显卡槽
- ▶ IOAT Configuration
- ▶ IIO General Configuration
- ▶ Intel VT for Directed I/O (VT-d)

PCI Express Global Options
=====

TX EQ WA [Enable]
DMI Vc1 Control [Disable]
DMI Vcp Control [Disable]
DMI Vcm Control [Disable]
VCO No-Snoop Configuration [Disable]
Gen3 Phase3 Loop Count [16]
Skip Halt On DMI Degradation [Disable]
Power down unused ports [yes]
SLD WA Revision [Auto]
RX Clock WA [Disable]
PCI-E ASPM (Global) [L1 Only]

IOU2 (IIO PCIe Port 1)	[x4x4]
IOU0 (IIO PCIe Port 2)	[x16]
IOU1 (IIO PCIe Port 3)	[x16]
No PCIe port active ECO	[PCU Squelch exit ig
▶ Socket 0 PcieD00F0 - Port 0/DMI	
▶ Socket 0 PcieD01F0 - Port 1A	
▶ Socket 0 PcieD01F1 - Port 1B	
▶ Socket 0 PcieD02F0 - Port 2A	
▶ Socket 0 PcieD03F0 - Port 3A	
IOU0 Non-Posted Prefetch	[Disable]
IOU1 Non-Posted Prefetch	[Disable]
IOU2 Non-Posted Prefetch	[Disable]

VT-D设置

Aptio Setup Utility - Copyright (C) 2018 American Megatrends, Inc.

Main Advanced **IntelRCSetup** Security Boot Save & Exit

RC Revision 1.1.7

- ▶ Processor Configuration
- ▶ Advanced Power Management Configuration
- ▶ QPI Configuration
- ▶ Memory Configuration
- ▶ **IIO Configuration** ← 第一步
- ▶ PCH Configuration
- ▶ OverClocking Feature
- ▶ Miscellaneous Configuration
- ▶ Server ME Configuration

Displays and provides option to change the IIO Settings

Setup Warning:
Setting items on this Screen to incorrect values may cause system to malfunction!

←←: Select Screen
↑↓: Select Item
Enter: Select
+/-: Change Opt.
F1: General Help
F2: Previous Values
F3: Optimized Defaults
F4: Save & Exit
ESC: Exit

Version 2.17.1249. Copyright (C) 2018 American Megatrends, Inc.

IIO Configuration

PCIE Train by BIOS [yes]
PCIE Hot Plug [Disable]
PCIE ACPI Hot Plug [Disable]
EV DFX Features [Disable]

- ▶ IIO Configuration
- ▶ IOAT Configuration
- ▶ IIO General Configuration
- ▶ Intel VT for Directed I/O (VT-d) ←

第二步

PCI Express Global Options

TX EQ WA [Enable]
DMI Vci Control [Enable]
DMI Vcp Control [Enable]
DMI Vcm Control [Enable]
VCO No-Snoop Configuration [Disable]
Gen3 Phase3 Loop Count [16]
Skip Halt On DMI Degradation [Disable]
Power down unused ports [Disable Unused Port...]
SLD WA Revision [Auto]
Rx Clock WA [Disable]
PCI-E ASPM Support (Global) [L1 Only]
PCIe Stop & Scream Support [Disable]

▲ Press <Enter> to bring up the Intel VT for Directed I/O (VT-d) Configuration menu.

++: Select Screen
↑↓: Select Item
Enter: Select
+/-: Change Opt.
F1: General Help
F2: Previous Values
F3: Optimized Defaults
F4: Save & Exit
ESC: Exit

硬盘热插拔

- RC REVISION
- ▶ Processor Configuration
 - ▶ Advanced Power Management Configuration
 - ▶ Common RefCode Configuration
 - ▶ QPI Configuration
 - ▶ Memory Configuration
 - ▶ IIO Configuration
 - ▶ PCH Configuration
 - ▶ Miscellaneous Configuration
 - ▶ Server ME Debug Configuration
 - ▶ Server ME Configuration
 - ▶ Runtime Error Logging
 - ▶ Reserve Memory

第一步

Setup Warning:

Setting items on this Screen to incorrect values
may cause system to malfunction!

PCH Configuration

Onboard Lan1 [Enabled]
Onboard Lan2 [Enabled]
Onboard Azalia [Auto]

- ▶ PCH Devices
- ▶ PCI Express Configuration
- ▶ PCH sSATA Configuration
- ▶ PCH SATA Configuration
- ▶ USB Configuration
- ▶ Security Configuration
- ▶ Azalia Configuration
- ▶ Platform Thermal Configuration


第二步




PCH SATA Configuration

SATA Controller	[Enabled]
Configure SATA as	[AHCI]
SATA test mode	[Disabled]
▶ SATA Mode options	
SATA AHCI LPM	[Enabled]
SATA AHCI ALPM	[Enabled]
SATA Port 0	[Not Installed]
Software Preserve	Unknown
Port 0	[Enabled]
Hot Plug	[Disabled]
Configure as eSATA	[Disabled]
Configured as eSATA	Hot Plug supported
Spin Up Device	[Disabled]
SATA Device Type	[Hard Disk Drive]
SATA Port 1	P3-512 - 512.
Software Preserve	Unknown
Port 1	[Enabled]
Hot Plug	[Disabled]
Configure as eSATA	[Disabled]
Configured as eSATA	Hot Plug supported
Spin Up Device	[Disabled]
SATA Device Type	[Hard Disk Drive]

Disabl: 关闭
Enabled: 开启



定时开机

- RC REVISION 04.04.00
- ▶ Processor Configuration
 - ▶ Advanced Power Management Configuration
 - ▶ Common RefCode Configuration
 - ▶ QPI Configuration
 - ▶ Memory Configuration
 - ▶ IIO Configuration
 - ▶ PCH Configuration
 - ▶ Miscellaneous Configuration
 - ▶ Server ME Debug Configuration
 - ▶ Server ME Configuration
 - ▶ Runtime Error Logging
 - ▶ Reserve Memory
- 第一步
- 

Setup Warning:
Setting items on this Screen to incorrect values
may cause system to malfunction!

Miscellaneous Configuration

Fan PWM Offset	0
PCIe Max Read Request Size	[4096B]
PCIe Latency Tolerance Reporting	[Enable]
PCI Minimum Secondary Bus Number	1
PCIe Extended Tag Enable	[Enable]
PCIe AtomicOp Request Support	[Disable]
Breakpoint Type	[None]
BIOS Guard	[Disabled]
Serial Debug Message Level	[Maximum]
Trace Messages	[Disabled]
Training Messages	[Disabled]
RC Promote Warnings	[Enable]
RC Promote MRC Warnings	[Enable]
Active Video	[Offboard Device]
TargetVGA	Vga From CPU 0
RTC Wake system from S5	[Enable] ← 开启
Wake up hour	0 ← 时
Wake up minute	0 ← 分
Wake up second	0 ← 秒
WatchDog	[Disable]
OS Timer	[Disable]
BIOS Timer	[Disable]