

[» HP Home](#)[» Products & Services](#)[» Support & Drivers](#)[» Solutions](#)[» How to Buy](#)Search: Product (optional):  (e.g. Deskjet 990cse)Question or keywords:   HP Customer Care  All of HP United States

# HP and Compaq Desktop PCs - Motherboard Specifications, P4G533 (Echo)

[Printable version](#)

## » HP Customer Care

### [Shopping cart](#)

Your cart is empty

- » Register your product
- » Contact HP

### Recently viewed

- » Compaq Presario V6210BR Notebook PC
- » Compaq Presario V3117LA Notebook PC
- » HP Deskjet F380 All-in-One Printer

### Learn more

- » Home & Home Office
- » Online classes
- » Learn and use
- » HP Creative Studio

### Help us help you

#### This document:

- » Was helpful
- » Was not helpful
- » Does not apply

- [Motherboard Information](#)
- [Layout and Photographs](#)
- [Clearing the CMOS settings](#)

## Motherboard Information

**NOTE:** If you are searching for the Pavilion 533w motherboard specifications, check the serial number located on the back of the PC. This is the correct document for serial numbers starting with an **MX** . For serial numbers starting with a **KR** or **CH**, [click here for the correct motherboard document](#) .

Feature/Specification	Description
<b>Motherboard Supplier</b>	ASUS
	Manufacture name: P4G533
<b>Motherboard Name</b>	HP/Compaq name: Echo
<b>System BIOS Supplier</b>	ASUS/Award
<b>Form Factor</b>	uATX
<b>Processor Brand</b>	Intel
<b>Processor Socket Type</b>	mPGA478
<b>Processor Family</b>	P4 and Celeron (Willamette, Northwood)
<b>Proc. Front Side Bus Freq.</b>	400 MHz
<b>Chipset Name</b>	845GL
<b>Chipset "North Bridge"</b>	845GL
<b>revision/stepping</b>	A1
<b>Chipset "South Bridge"</b>	ICH4
<b>Revision/stepping</b>	A1
<b>Super I/O</b>	ITE
<b>Revision/stepping</b>	IT8708F
<b>Flash BIOS Device</b>	2 MB Flash EEPROM
<b>Memory Type</b>	DDR
<b>Memory Speed</b>	PC2100/PC1600
<b>Memory Sockets</b>	2 DIMM
<b>Maximum Memory</b>	1 GB
<b>Graphics Supplier</b>	Intel
<b>Graphics Configuration</b>	Down, In Chipset
<b>Onboard Graphics Memory</b>	UMA/up to 64 MB
<b>Graphics Connector (AGP)</b>	None
<b>TV-Out Device</b>	No

<b>TV-Out Configuration</b>		AGP TVout card
<b>Audio</b>		AC'97 Down
<b>AC'97 CODEC Device</b>		Realtek ALC202A
<b>Audio Jacks (Legend below)</b>		M,LI,LO,SO
<b>M</b>	Microphone	
<b>LI</b>	Line In	
<b>LO</b>	Line Out	
<b>SO</b>	Speaker	
<b>M/G</b>	Midi/Game	
<b>Ethernet 10/100 LAN Supplier</b>		Realtek RTL8100
<b>Ethernet Configuration</b>		PCI, Down
<b>IDE UDMA Modes</b>		ATA-66/100
<b>Expansion Slots (AGP/PCI/Exten)</b>		3 PCI
<b>USB Ports</b>		6
<b>USB Front/Back Options</b>		2F+4B
<b>Serial, Parallel, Floppy, PS2 Kbd and Mouse</b>		1S,1P,1F,PS2 K+M
<b>Serial Port Front Chassis Option</b>		No
<b>Available Mfg Options</b>		-G, L, A, S
<b>A</b>	Audio down on motherboard	
<b>C</b>	External L2 cache on motherboard	
<b>E</b>	1394 on motherboard	
<b>G</b>	Graphics down (on motherboard or in chipset)	
<b>L</b>	LAN on motherboard (Ethernet) P - PCMCIA slot	
<b>S</b>	S3 power management support	
<b>T</b>	TV-out on motherboard	
<b>U</b>	Graphics card (up, not on motherboard)	
<b>w</b>	Microsoft(R) Windows XP hardware compliant	

## Layout and Photographs

Figure 1: Layout

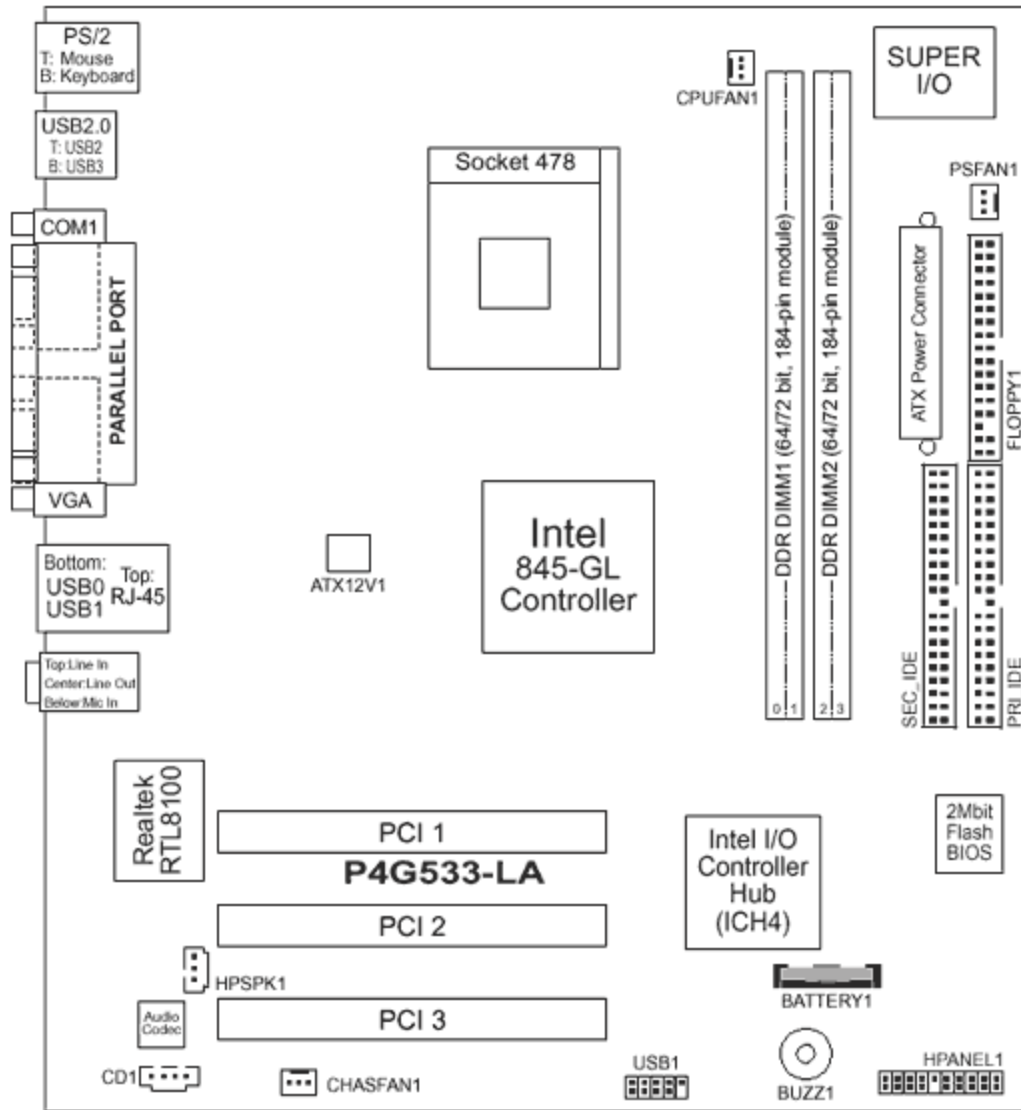


Figure 2: Photograph






Figure 3: Backplate



- 1 - Mouse
- 2 - USB
- 3 - Parallel
- 4 - LAN
- 5 - Line-in
- 6 - Line-out
- 7 - Microphone
- 8 - USB
- 9 - VGA
- 10 - Serial
- 11 - Keyboard

### Clearing the CMOS settings

To clear BIOS settings remove the battery for at least 6 seconds, then replace.



### Quick find your product

Enter a product number    
(e.g. Deskjet 990cse, Pavilion 7955)

» [How do I find my product number?](#)

 [Printable version](#)

[Privacy statement](#)

[Using this site means you agree to its terms](#)  
© 2009 Hewlett-Packard Development Company, L.P.

[Feedback to Webmaster](#)