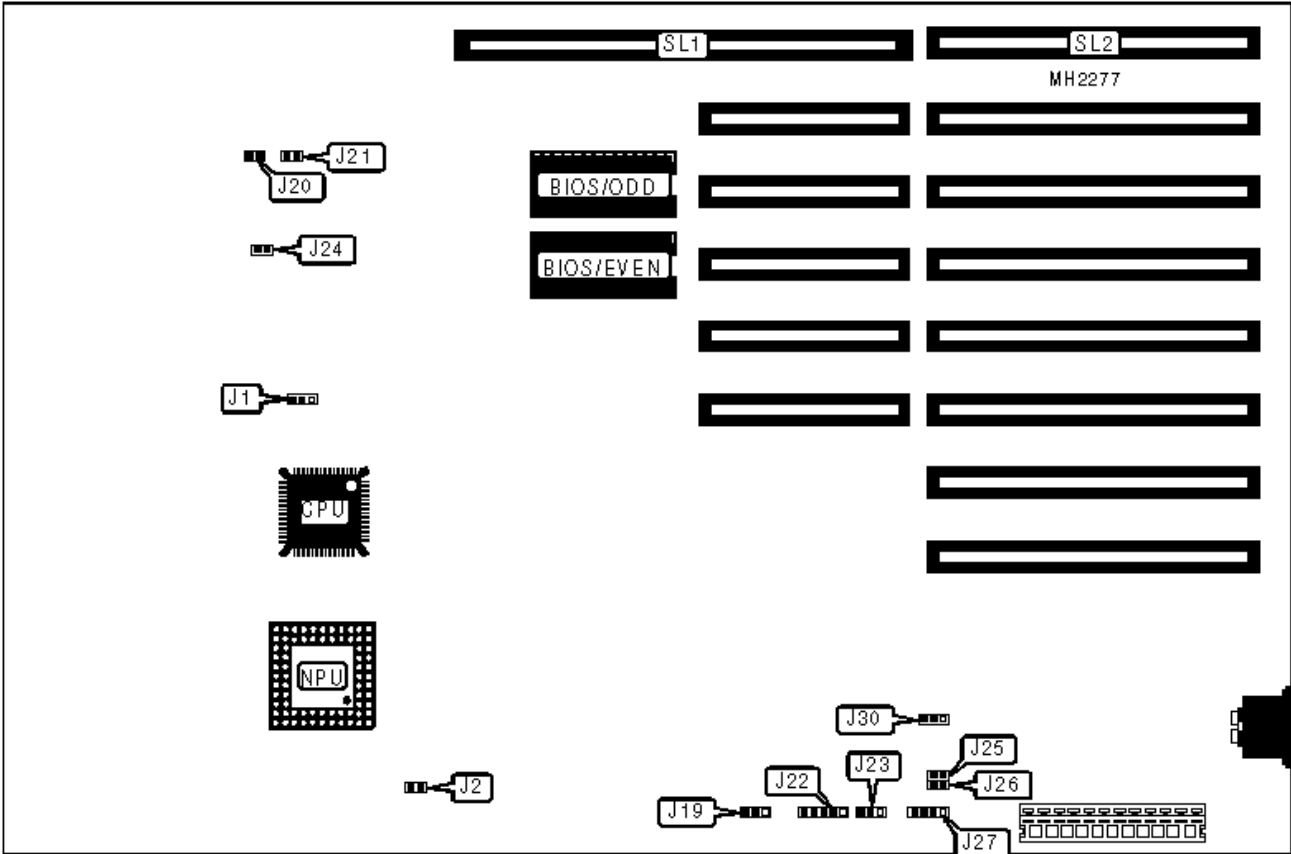


AUVA COMPUTER, INC.

80386SX NPM/16

Configuration

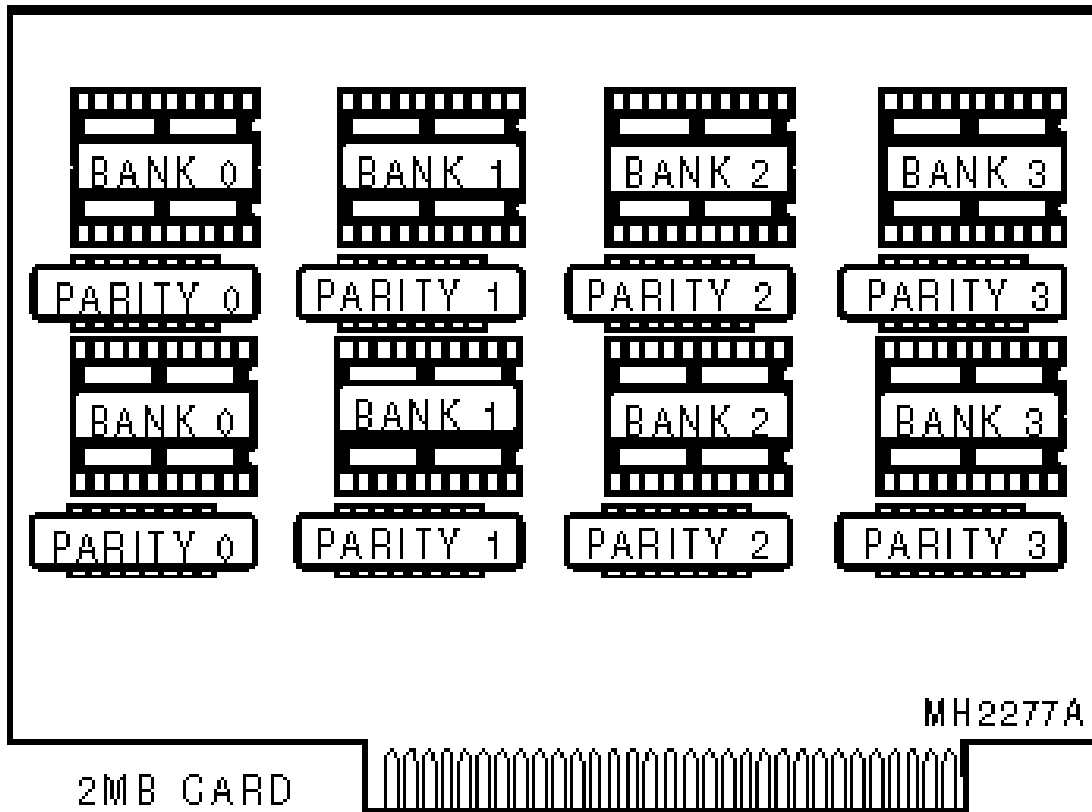


CONNECTIONS

Purpose	Location	Purpose	Location
Turbo switch	J20	External battery	J27
Turbo LED	J21	32-bit external memory card (8MB)	SL1
Power LED & keylock	J22	32-bit external memory card (2MB)	SL2
Reset switch	J24		

USER CONFIGURABLE SETTINGS

Function	Jumper	Position
» Pipeline mode disabled	J1	pins 1 & 2 closed
Pipeline mode enabled	J1	pins 2 & 3 closed
» NPU disabled	J2	Closed
NPU enabled	J2	Open
» BIOS type select 27128	J19	pins 1 & 2 closed
BIOS type select 27256	J19	pins 2 & 3 closed
» Turbo enabled	J20	Closed
Turbo disabled	J20	Open
» CMOS memory normal operation	J23	pins 1 & 2 closed
CMOS memory clear	J23	pins 2 & 3 closed
» Monitor type select monochrome	J25	Open
Monitor type select color	J25	Closed
» Battery type select external	J26	Open
Battery type select internal	J26	Closed
» Keyboard BIOS select standard	J30	pins 1 & 2 closed
Keyboard BIOS select custom	J30	pins 2 & 3 closed



DRAM CONFIGURATION (2MB CARD)

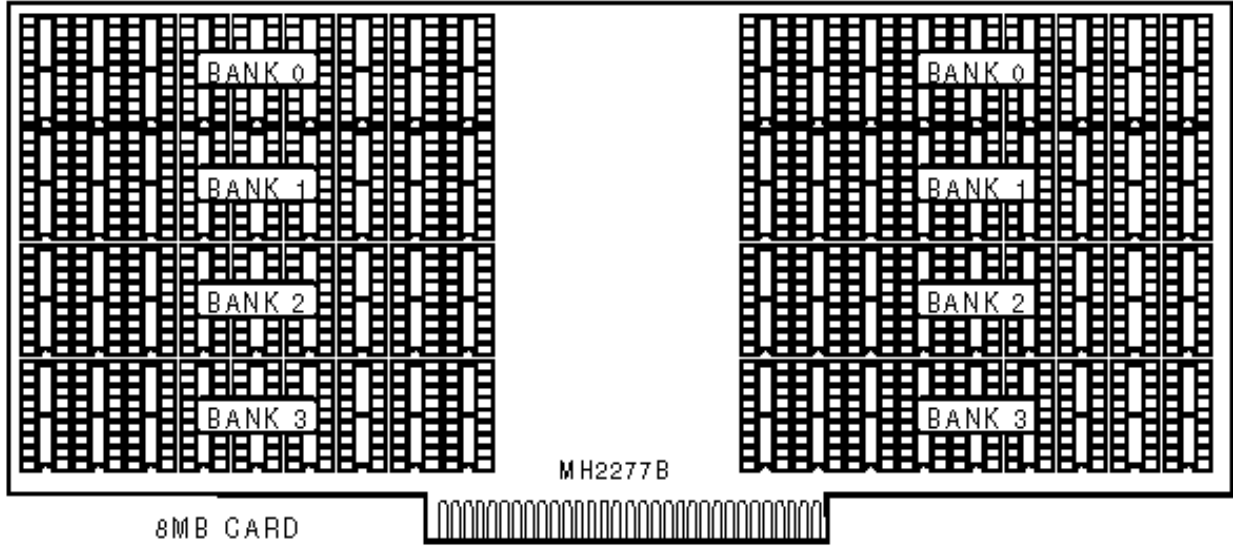
Size	Bank 0	Bank 1	Bank 2	Bank 3
512KB	(8) 44256	NONE	NONE	NONE
1MB	(8) 44256	(8) 44256	NONE	NONE
1.5MB	(8) 44256	(8) 44256	(8) 44256	NONE
2MB	(8) 44256	(8) 44256	(8) 44256	(8) 44256

Note: The 512KB and 1.5MB settings are not recommended.

DRAM PARITY CONFIGURATION (2MB CARD)

Size	Parity 0	Parity 1	Parity 2	Parity 3
512KB	(4) 41256	NONE	NONE	NONE
1MB	(4) 41256	(4) 41256	NONE	NONE

1.5MB	(4) 41256	(4) 41256	(4) 41256	NONE
2MB	(4) 41256	(4) 41256	(4) 41256	(4) 41256



DRAM CONFIGURATION (8MB CARD)				
Size	Bank 0	Bank 1	Bank 2	Bank 3
1MB	(18) 41256	(18) 41256	NONE	NONE
2MB	(18) 41256	(18) 41256	(18) 41256	(18) 41256
4MB	(18) 411000	(18) 411000	NONE	NONE
5MB	(18) 41256	(18) 41256	(18) 411000	(18) 411000
8MB	(18) 411000	(18) 411000	(18) 411000	(18) 411000