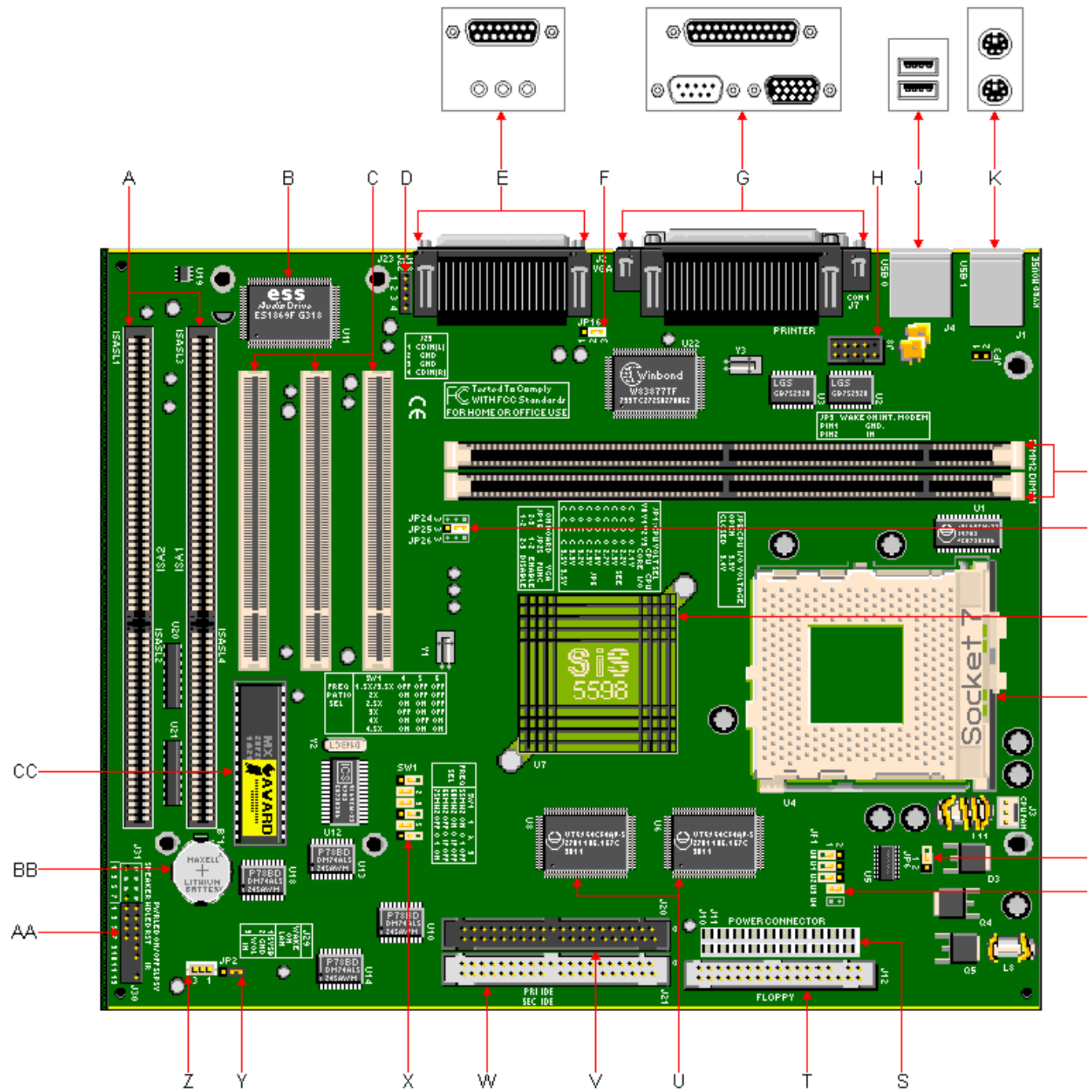


992 Motherboard Layout

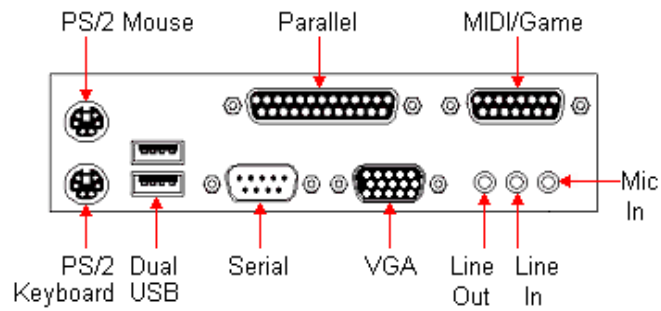


Legend

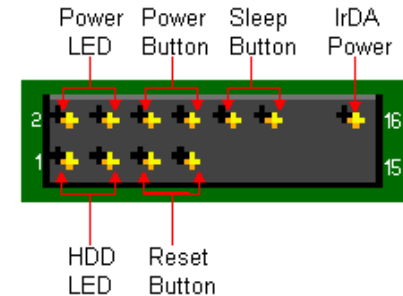
Item	Description	Item	Description
A	ISA Slots	Q	Jumper JP6 - CPU Voltage Selection
B	ESS 1869F Audio Controller Chipset	R	Jumper Block JP1 - CPU Voltage Selection

C	PCI Slots	S	Primary Power Connector
D	CD Audio-In Connector	T	FDD Connector
E	Rear Ports - MIDI/Game Port, Audio Jacks	U	SRAM Cache Chips
F	Jumper JP16 - On-Board VGA Function	V	Primary IDE Connector
G	Rear Ports - Parallel, Serial, VGA	W	Secondary IDE Connector
H	Header J8 - Serial Interface Port-II	X	Jumper Block SW1 - CPU Clock Selection
J	Dual USB Port	Y	Jumper JP2 - CMOS Password Clear
K	PS/2 Keyboard & Mouse Ports	Z	Header J29 - Wake-On-LAN
L	DIMM Sockets	AA	Header J30 - Front Panel Connectors
M	Jumper JP25 - On-Board VGA Function	BB	Battery
N	SiS 5598 PCI/ISA/VGA Controller Chipset	CC	Flash BIOS
P	CPU ZIF Socket (Socket 7)		

Rear Ports



Front Panel Connectors



Jumpers

SiS 5598 Video

ESS 1869 Audio Chipset

Applicable Part Numbers

[151-00020-000](#), [151-01501-000](#), [151-00020-001](#)

Document Information

KBID# 054779, Last Reviewed: March 22, 1999

Copyright© 1997 -1999 Packard Bell NEC, Inc.