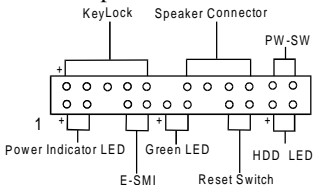


## Quick Connector and Jumper Reference

### J2 :WOL (Wake-on-LAN) Connector



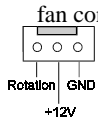
### J8: Front panel connector set



### J3: Creative's SB-LINK Sound connector



### FAN1/FAN2: System/CPU cooling fan connector



### J4: CD-ROM audio in connector



### J5: AUX audio in connector



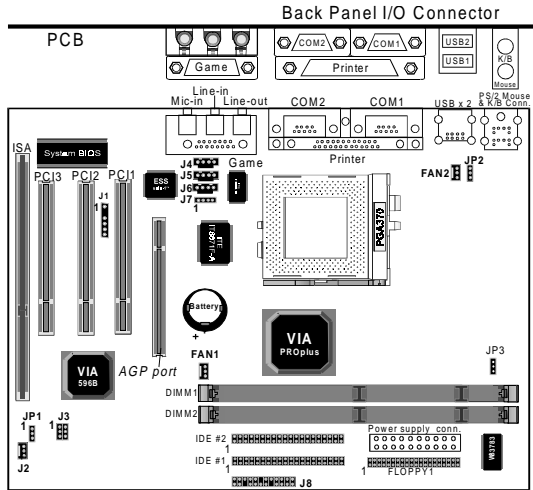
### J6: Modem Telephony connector



### J7: VOL\_CRL connector



### J1: Infrared Connector



### JP1: Clear CMOS data jumper

- 1~2 : Normal (default)
- 2~3 : Clear CMOS data

### JP2: Power On Function jumper

- 1~2 : Disable
- 2~3 : Enable

### JP3: System Bus setting jumper

- 1~2 : Auto-detect by CPU
- 2~3 : 100MHz



# ***Memo***