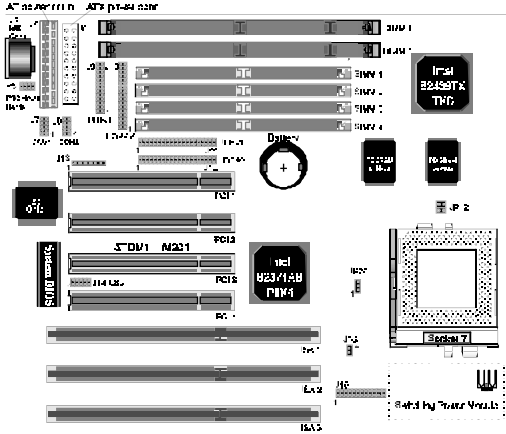


Appendix II

Quick Connector and Jumper Reference



Set the CPU type via BIOS :

CPU-type	CPU Power Voltage		System freq./Freq. ratio			
	IO Vcc	Core Vcc	MHz	Speed rate		
Intel	3.5		60	x1.5		
				x2		
				x2.5		
			66	x1.5		
				x2		
				x2.5		
	3.3		66	x3		
	3.3			x2.5		
	3.3			x3		
Cyrilx/IBM	3.5		55	x1.5		
				x2		
			66	x1.5		
	x2					
	AMD	3.5		60	x1.5	
x2						
66					x1.5	
					x2	
				x2.5		
3.3				66	x2.5	
3.3					x3	

JP3: CPU cooling fan connector



JP20: Clear CMOS data

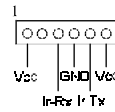
- 1~2 short : Normal (default)
- 2~3 short : Clear CMOS data

J4: PS/2 mouse connector

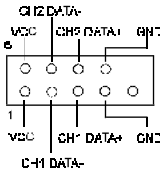


J12: Open (reserved for factory)

J13: Infrared connector



J14: Dual channel USB connector



J15 : Front panel connector set

