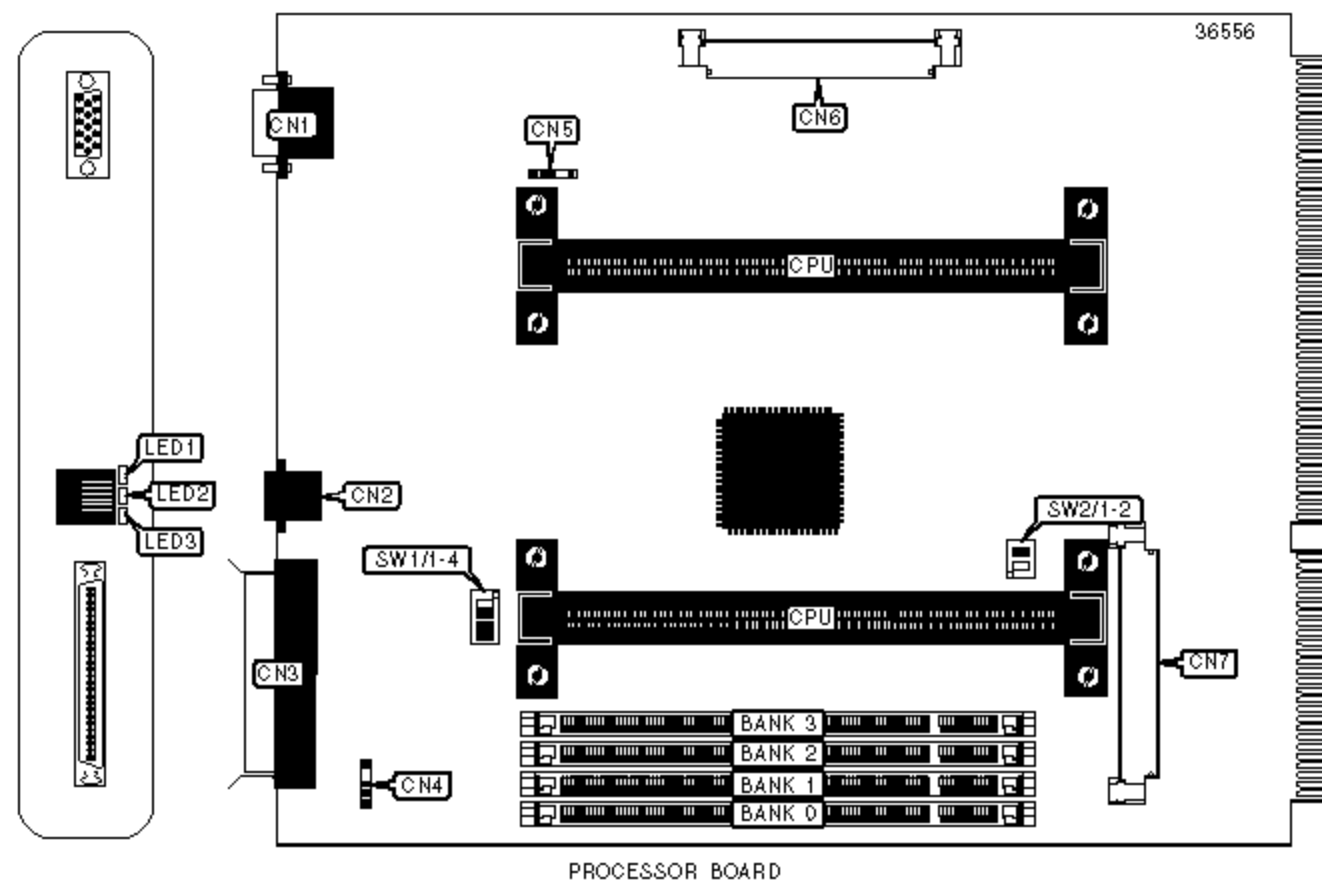


# COMPAQ COMPUTER CORPORATION

## PROLIANT 800 (PENTIUM II)

<b>Device Type</b>	Mainboard
<b>Processor</b>	Pentium II
<b>Processor Speed</b>	300/350/400/450/500MHz
<b>Chip Set</b>	Unidentified
<b>Video Chip Set</b>	Unidentified
<b>Maximum Onboard Memory</b>	512MB (SDRAM supported)
<b>Maximum Video Memory</b>	Unidentified
<b>Cache</b>	256/512KB (located on the Pentium II CPU)
<b>BIOS</b>	Unidentified
<b>I/O Options</b>	32-bit PCI slots (6), CD-ROM interface, Ethernet 10BaseT connector, floppy drive interface, SCSI interfaces (2), parallel port, PS/2 mouse port, serial ports (2), VGA port



### CONNECTIONS

Purpose	Location	Purpose	Location
VGA port	CN1	CPU fan power	CN5
RJ-45 UTP connector	CN2	Power module socket	CN6
SCSI connector	CN3	Power module socket	CN7
CPU fan power	CN4		

## USER CONFIGURABLE SETTINGS

Function		Label	Position
»	Factory configured - do not alter	SW2/1	Unidentified
»	Factory configured - do not alter	SW2/2	Unidentified

## DIMM CONFIGURATION

Size	Bank 0	Bank 1	Bank 2	Bank 3
8MB	(1) 1MB x 64	None	None	None
16MB	(1) 1MB x 64	(1) 1MB X 64	None	None
16MB	(1) 2MB x 64	None	None	None
24MB	(1) 2MB x 64	(1) 1MB x 64	None	None
32MB	(1) 1MB x 64	(1) 1MB x 64	(1) 1MB x 64	(1) 1MB x 64
32MB	(1) 2MB x 64	(1) 2MB x 64	None	None
32MB	(1) 4MB x 64	None	None	None
48MB	(1) 4MB x 64	(1) 1MB x 64	(1) 1MB x 64	None
64MB	(1) 4MB x 64	(1) 4MB x 64	None	None
64MB	(1) 2MB x 64	(1) 2MB x 64	(1) 2MB x 64	(1) 2MB x 64
72MB	(1) 4MB x 64	(1) 1M x 64	None	None
96MB	(1) 8MB x 64	(1) 2MB x 64	(1) 2MB x 64	None
128MB	(1) 8MB x 64	(1) 8MB x 64	None	None
128MB	(1) 16MB x 64	None	None	None
136MB	(1) 8MB x 64	(1) 8MB x 64	(1) 2MB x 64	None
144MB	(1) 8MB x 64	(1) 8MB x 64	(1) 2MB x 64	None
160MB	(1) 8MB x 64	(1) 8MB x 64	(1) 4MB x 64	None
256MB	(1) 8MB x 64	(1) 8MB x 64	(1) 8MB x 64	(1) 8MB x 64
256MB	(1) 16MB x 64	(1) 16MB x 64	None	None
266MB	(1) 16MB x 64	(1) 16MB x 64	(1) 1M x 64	None
288MB	(1) 16MB x 64	(1) 16MB x 64	(1) 4M x 64	None

320MB	(1) 16MB x 64	(1) 16MB x 64	(1) 8M x 64	None
384MB	(1) 16MB x 64	(1) 16MB x 64	(1) 16MB x 64	None
448MB	(1) 16MB x 64	(1) 16MB x 64	(1) 16MB x 64	(1) 8MB x 64
512MB	(1) 16MB x 64	(1) 16MB x 64	(1) 16MB x 64	(1) 16MB x 64

### CACHE CONFIGURATION

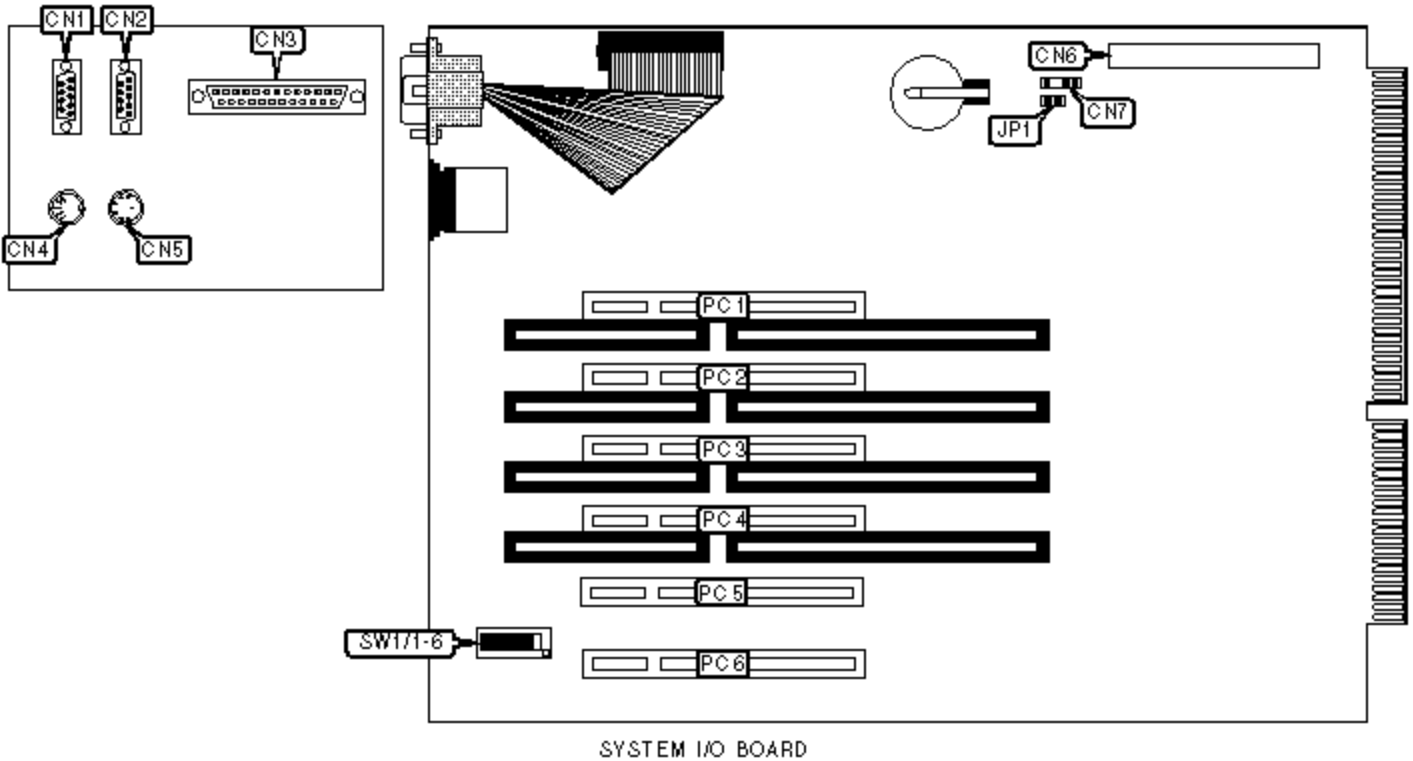
256KB/512KB cache is located on the Pentium II CPU.

### CPU SPEED SELECTION

Speed	SW1/1	SW1/2	SW1/3	SW1/4
300MHz	On	On	Off	On
350MHz	On	On	Off	Off
400MHz	On	Off	On	On
450MHz	On	Off	On	Off
500MHz	On	Off	Off	On

### DIAGNOSTIC LED(S)

LED	Color	Status	Condition
LED1	Unidentified	On/Blinking	Data is being transmitted/received
LED1	Unidentified	Off	Data is not being transmitted/received
LED2	Unidentified	On	Operating at 100Mbps
LED2	Unidentified	Off	Operating at 10Mbps
LED3	Unidentified	On	Network connection is good
LED3	Unidentified	Off	Network connection is broken

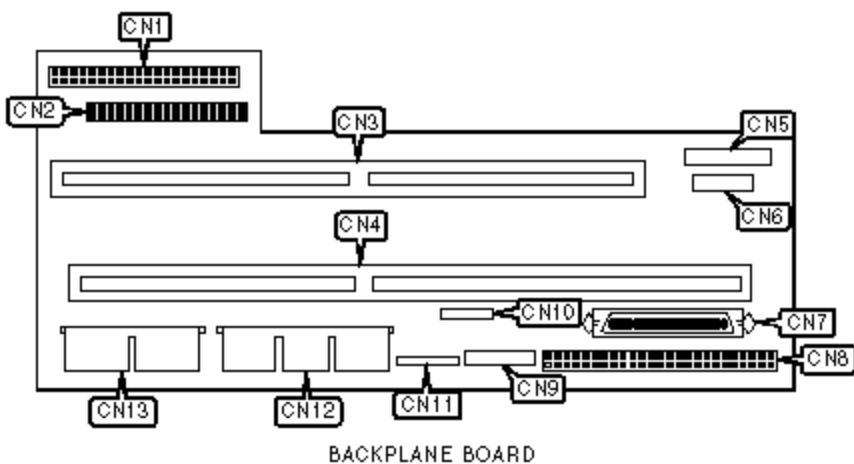


SYSTEM I/O BOARD

CONNECTIONS			
Purpose	Location	Purpose	Location
Serial port 2	CN1	PS/2 mouse port	CN5
Serial port 1	CN2	I/O connector	CN6
Parallel port	CN3	Battery connector	CN7
Keyboard connector	CN4	PCI expansion slots	PC1 - PC6

USER CONFIGURABLE SETTINGS			
Function		Label	Position
»	Enable on-board video	SW1/1	Open
	Disable on-board video	SW1/1	Closed
»	Factory configured - do not alter	SW1/2	Open
»	Factory configured - do not alter	SW1/3	Open
»	Enable diskette boot	SW1/5	Open
	Disable diskette boot	SW1/5	Closed
»	Enable and remember passwords	SW1/6	Open

	Disable and clear all passwords	SW1/6	Closed
»	Validate NVRAM	SW1/7	Open
	Invalidate NVRAM	SW1/7	Closed



### CONNECTIONS

Purpose	Location	Purpose	Location
IDE interface	CN1	SCSI interface	CN8
Floppy drive interface	CN2	Power supply connector	CN9
System I/O board slot	CN3	Fan power	CN10
Processor board slot	CN4	SCSI interface LED	CN11
Integrated Management Display connector	CN5	Power connector	CN12
Integrated Management Display connector	CN6	Power supply	CN13
SCSI port	CN7		