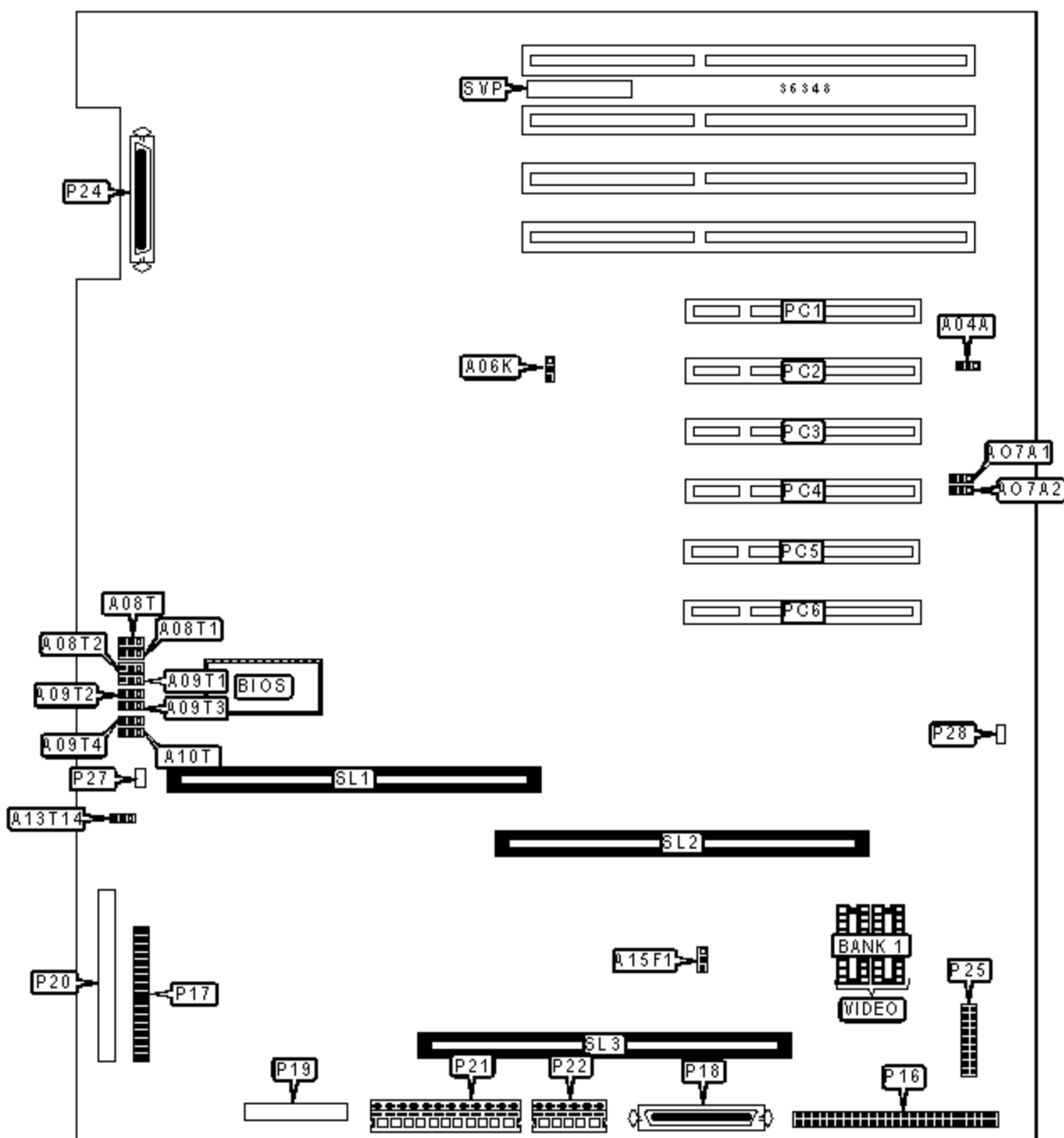


# ZENITH DATA SYSTEMS

## EXPRESS 5800 RM 4100

Device Type	Mainboard
Processor	Pentium Pro
Processor Speed	200MHz
Chip Set	Unidentified
Video Chip Set	Unidentified
Maximum Onboard Memory	4GB
Maximum Video Memory	2MB
Cache	512KB
BIOS	Unidentified
Dimensions	355mm x 304mm
I/O Options	32-bit PCI slots (6), floppy drive interface, SCSI interfaces (3)



## CONNECTIONS

Purpose	Location	Purpose	Location
SCSI-2 interface	P16	Chassis fan power	P27
Floppy drive interface	P17	Chassis fan power	P28
SCSI interface	P18	32-bit PCI slots	PC1 - PC6
Power alarm connector	P19	Riser slot	SL1
System status LED	P20	Riser slot	SL2
5v power	P21	Riser slot	SL3
3.3v power	P22	SVP interface	SVP
Ultra Wide SCSI-3 interface	P24		

## USER CONFIGURABLE SETTINGS

	Function	Label	Position
»	Flash BIOS write protect disabled	A04A	Pins 1 & 2 closed
	Flash BIOS write protect enabled	A04A	Pins 2 & 3 closed
»	Factory configured - do not alter	A06K	Pins 1 & 2 closed
»	Factory configured - do not alter	A07A1	Pins 1 & 2 closed
»	Factory configured - do not alter	A07A2	Pins 1 & 2 closed
»	Factory configured - do not alter	A08T	Pins 1 & 2 closed
»	Factory configured - do not alter	A08T1	Pins 1 & 2 closed
»	Password enabled	A08T2	Pins 1 & 2 closed
	Password disabled	A08T2	Pins 2 & 3 closed
»	CMOS memory normal operation	A09T1	Pins 1 & 2 closed
	CMOS memory clear	A09T1	Pins 2 & 3 closed
»	Factory configured - do not alter	A13T14	Pins 1 & 2 closed
»	Factory configured - do not alter	A15F1	Pins 1 & 2 closed
»	Factory configured - do not alter	P25	All jumpers closed

### VIDEO MEMORY CONFIGURATION

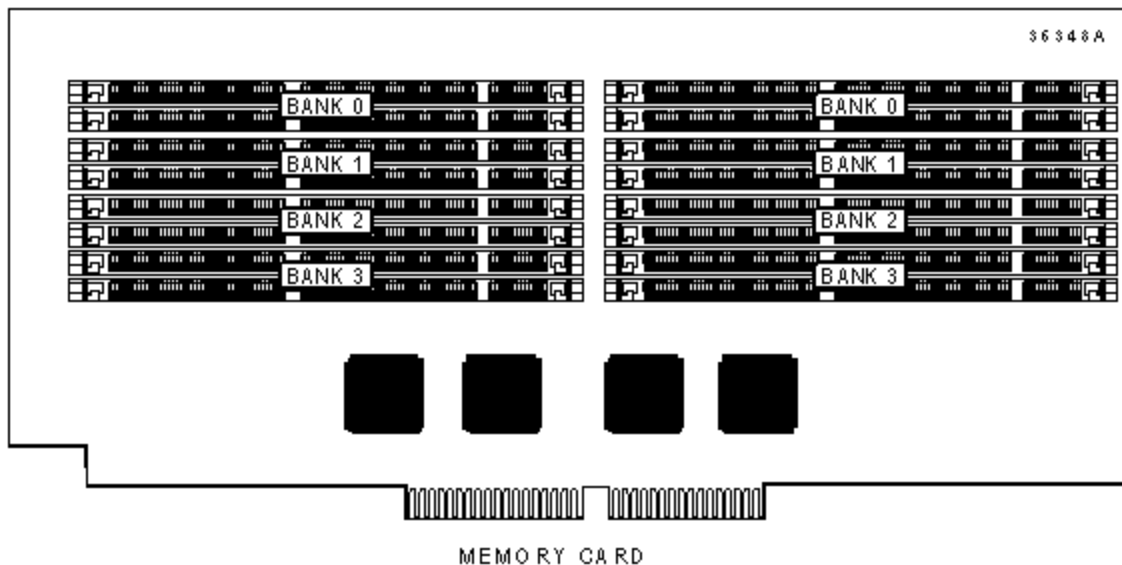
Size	Bank 0	Bank 1
1MB	(2) 256K x 16	None
2MB	(2) 256K x 16	(2) 256K x 16

Note: The location of bank 0 is unidentified.

### CPU SPEED SELECTION

CPU speed	Clock speed	Multiplier	A10T	A09T2	A09T3	A09T4
200MHz	66MHz	3x	2 & 3	2 & 3	1 & 2	2 & 3

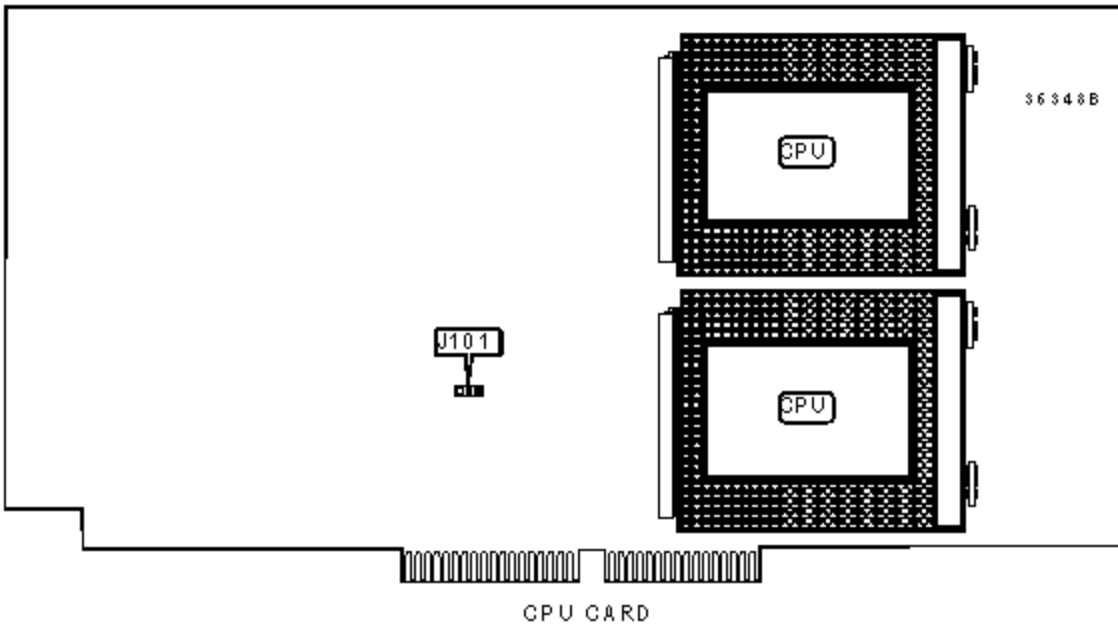
Note: Pins designated should be in the closed position.



### DIMM CONFIGURATION

Size	Interleave configuration	Bank 0	Bank 1	Bank 2	Bank 3
64MB	Two-way	(2) 4M x 64	None	None	None
128MB	Four-way	(4) 4M x 64	None	None	None
256MB	Four-way	(4) 8M x 64	None	None	None
256MB	Four-way	(4) 4M x 64	(4) 4M x 64	None	None

384MB	Four-way	(4) 8M x 64	(4) 4M x 64	None	None
512MB	Four-way	(4) 16M x 64	None	None	None
512MB	Four-way	(4) 8M x 64	(4) 8M x 64	None	None
640MB	Four-way	(4) 16M x 64	(4) 4M x 64	None	None
768MB	Four-way	(4) 16M x 64	(4) 8M x 64	None	None
1024MB	Four-way	(4) 32M x 64	None	None	None
1024MB	Four-way	(4) 16M x 64	(4) 16M x 64	None	None
1152MB	Four-way	(4) 32M x 64	(4) 4M x 64	None	None
1280MB	Four-way	(4) 32M x 64	(4) 8M x 64	None	None
1536MB	Four-way	(4) 32M x 64	(4) 16M x 64	None	None
2084MB	Four-way	(4) 32M x 64	(4) 32M x 64	None	None
2176MB	Four-way	(4) 32M x 64	(4) 32M x 64	(4) 4M x 64	None
2304MB	Four-way	(4) 32M x 64	(4) 32M x 64	(4) 8M x 64	None
2560MB	Four-way	(4) 32M x 64	(4) 32M x 64	(4) 16M x 64	None
3072MB	Four-way	(4) 32M x 64	(4) 32M x 64	(4) 32M x 64	None
3200MB	Four-way	(4) 32M x 64	(4) 32M x 64	(4) 32M x 64	(4) 4M x 64
3328MB	Four-way	(4) 32M x 64	(4) 32M x 64	(4) 32M x 64	(4) 8M x 64
3584MB	Four-way	(4) 32M x 64	(4) 32M x 64	(4) 32M x 64	(4) 16M x 64
4096MB	Four-way	(4) 32M x 64	(4) 32M x 64	(4) 32M x 64	(4) 32M x 64



### CACHE CONFIGURATION

Note: 512KB cache is located on the Pentium Pro CPU.

### CPU SELECTION

Type	J101
1 CPU installed	Pins 1 & 2 closed
2 CPUs installed	Pins 2 & 3 closed