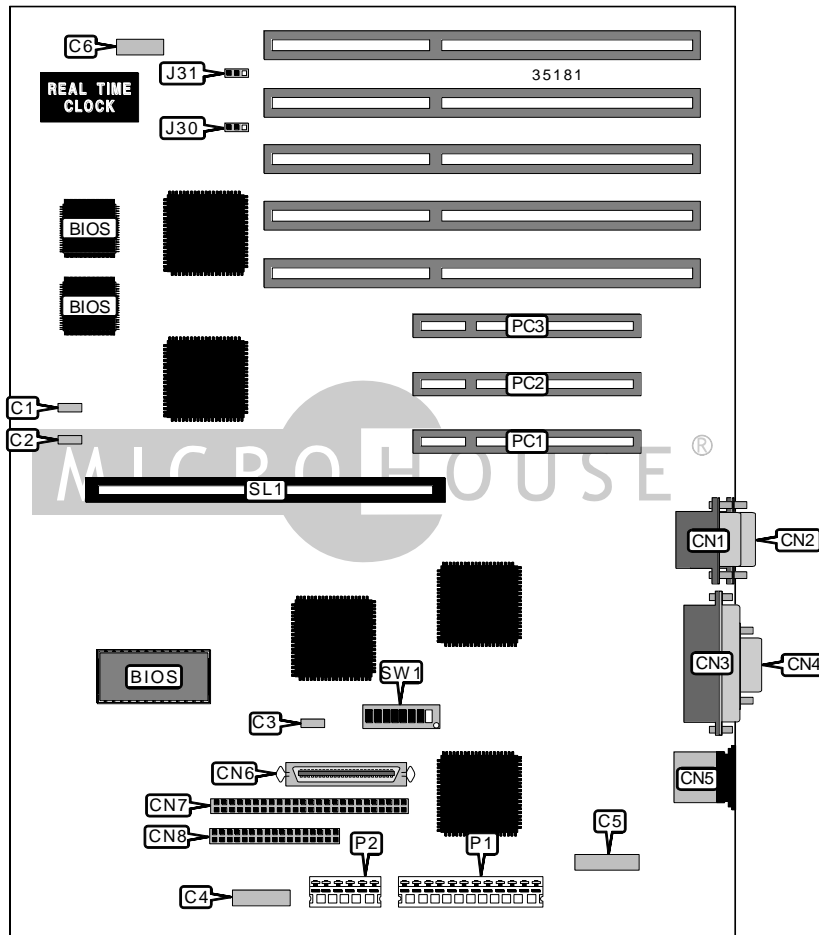


DIGITAL EQUIPMENT CORPORATION

DIGITAL SERVER 3100R, DIGITAL SERVER 3200R

Device Type	Mainboard
Processor	Pentium Pro/Pentium II
Processor Speed	133/166/200/233/266/300/333/366/400/433/466/500/533MHz
Chip Set	Unidentified
Video Chip Set	Unidentified
Maximum Onboard Memory	1GB (EDO supported)
Maximum Video Memory	Unidentified
Cache	256/512KB (located on Pentium Pro/Pentium II CPU)
BIOS	Unidentified
Dimensions	305mm x 244mm
I/O Options (backplane)	32-bit PCI slots (3), floppy drive interface, SCSI interface, Wide Ultra SCSI interface, parallel port, PS/2 mouse port, serial ports (2), VGA port, CPU slot
I/O Options (CPU)	VRM connectos (2)
NPU Options	None



Continued on next page. . .

DIGITAL EQUIPMENT CORPORATION
DIGITAL SERVER 3100R, DIGITAL SERVER 3200R

... continued from previous page

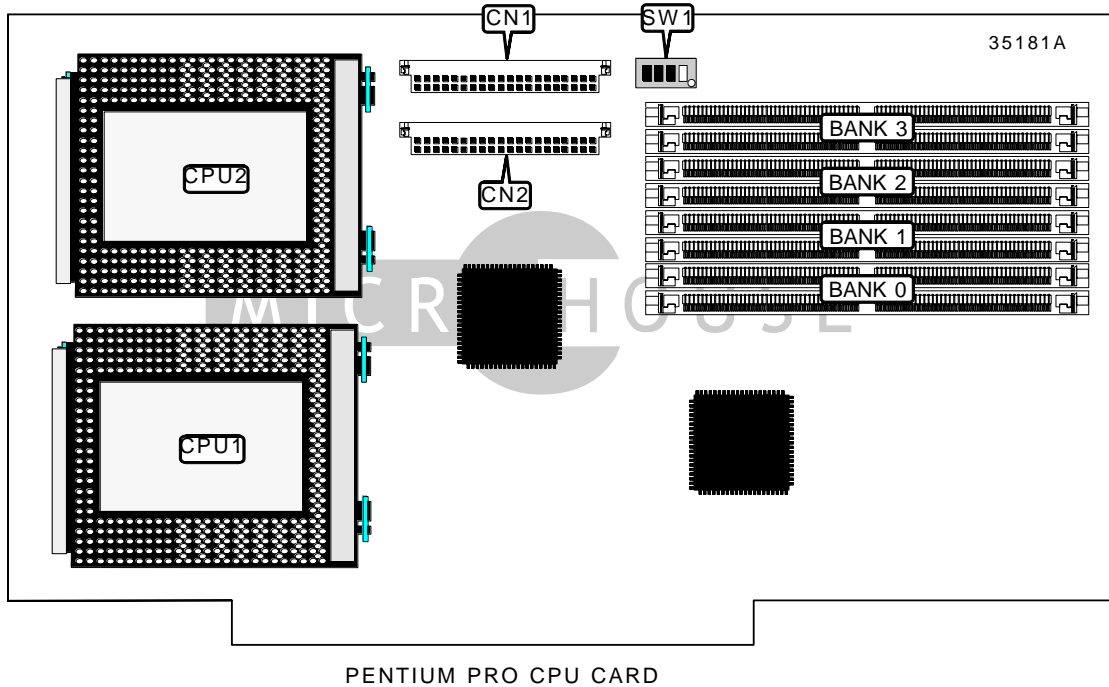
CONNECTIONS			
Purpose	Location	Purpose	Location
Speaker	C1	VGA port	CN4
Chassis fan power	C2	PS/2 mouse port	CN5
Chassis fan power	C3	Ultra Wide SCSI interface	CN6
Front panel connector	C4	SCSI interface	CN7
Ethernet daughter connector	C5	Floppy drive interface	CN8
Remote Server Management	C6	5v power	P1
Serial port	CN1	3.3v power	P2
Serial port	CN2	32-bit PCI slots	PC1 – PC3
Parallel port	CN3	CPU slot	SL1

USER CONFIGURABLE SETTINGS		
Function	Label	Position
í EISA slot 4 master delay select normal	J30	Pins 1 & 2 closed
EISA slot 4 master delay select delay one clock cycle	J30	Pins 2 & 3 closed
í EISA slot 5 master delay select normal	J31	Pins 1 & 2 closed
EISA slot 5 master delay select delay one clock cycle	J31	Pins 2 & 3 closed
í BIOS upgrade enabled	SW1/1	On
BIOS upgrade disabled	SW1/1	Off
í BIOS normal operation	SW1/2	Off
BIOS recovery mode	SW1/2	On
í Boot block update disabled	SW1/3	Off
Boot block update enabled	SW1/3	On
í Password normal operation	SW1/4	Off
Password clear	SW1/4	On
í RSM not installed	SW1/5	On
RSM installed	SW1/5	Off
í CMOS memory normal operation	SW1/6	Off
CMOS memory clear	SW1/6	On
í Factory configured - do not alter	SW1/7	Off
í Factory configured - do not alter	SW1/8	Off

Continued on next page...

DIGITAL EQUIPMENT CORPORATION
 DIGITAL SERVER 3100R, DIGITAL SERVER 3200R

... continued from previous page



CONNECTIONS			
Purpose	Location	Purpose	Location
VRM connector	CN1	VRM connector	CN2

SIMM CONFIGURATION				
Size	Bank 0	Bank 1	Bank 2	Bank 3
64MB	(2) 8M x 36	None	None	None
128MB	(2) 16M x 36	None	None	None
128MB	(2) 8M x 36	(2) 8M x 36	None	None
192MB	(2) 16M x 36	(2) 8M x 36	None	None
192MB	(2) 8M x 36	(2) 8M x 36	(2) 8M x 36	None
256MB	(2) 16M x 36	(2) 16M x 36	None	None
256MB	(2) 8M x 36	(2) 8M x 36	(2) 8M x 36	(2) 8M x 36
320MB	(2) 16M x 36	(2) 8M x 36	(2) 8M x 36	(2) 8M x 36
384MB	(2) 16M x 36	(2) 16M x 36	(2) 16M x 36	None
448MB	(2) 32M x 36	(2) 8M x 36	(2) 8M x 36	(2) 8M x 36

Continued on next page...

DIGITAL EQUIPMENT CORPORATION
 DIGITAL SERVER 3100R, DIGITAL SERVER 3200R

... continued from previous page

SIMM CONFIGURATION (CON'T)				
Size	Bank 0	Bank 1	Bank 2	Bank 3
512MB	(2) 32M x 36	(2) 32M x 36	None	None
512MB	(2) 16M x 36	(2) 16M x 36	(2) 16M x 36	(2) 16M x 36
640MB	(2) 32M x 36	(2) 16M x 36	(2) 16M x 36	(2) 16M x 36
768MB	(2) 32M x 36	(2) 32M x 36	(2) 32M x 36	None
1024MB	(2) 32M x 36	(2) 32M x 36	(2) 32M x 36	(2) 32M x 36

Note: Board accepts EDO memory.

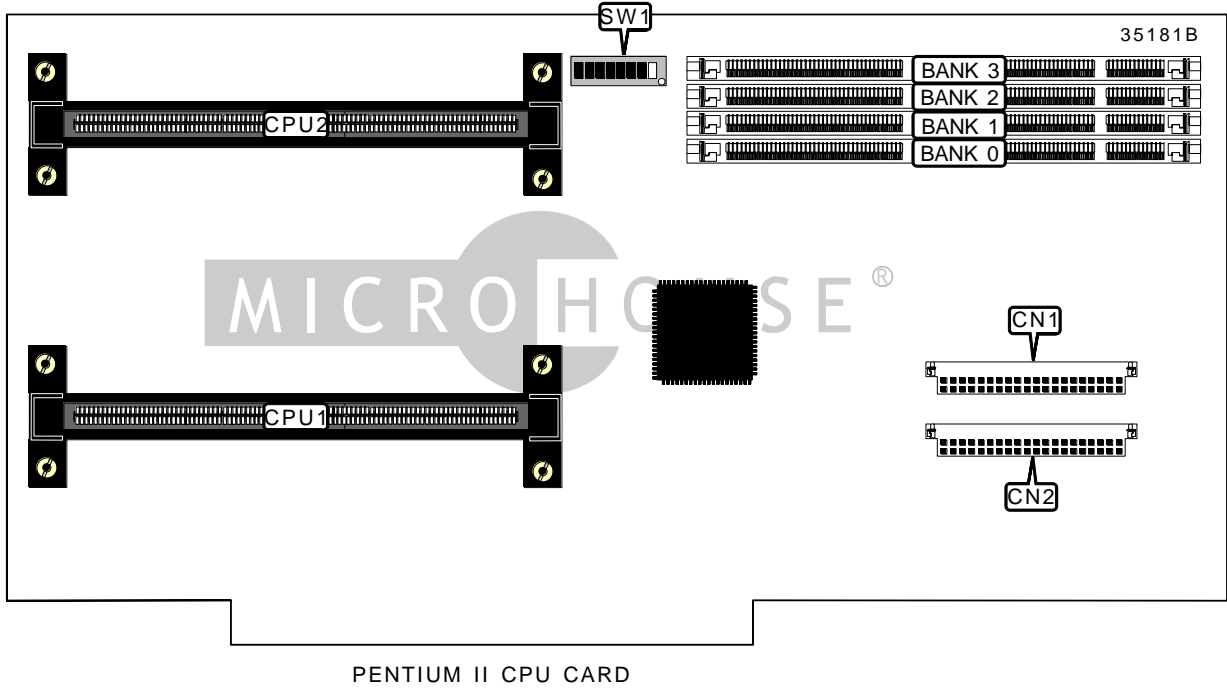
CACHE CONFIGURATION
Note: 256KB/512KB cache is located on the Pentium Pro CPU.

CPU SPEED SELECTION						
CPU speed	Clock speed	Multiplier	SW1/1	SW1/2	SW1/3	SW1/4
133MHz	66MHz	2x	Off	Off	Off	Off
166MHz	66MHz	2.5x	Off	On	Off	Off
200MHz	66MHz	3x	Off	Off	On	Off
233MHz	66MHz	3.5x	Off	On	On	Off
266MHz	66MHz	4x	Off	Off	Off	On

Continued on next page...

DIGITAL EQUIPMENT CORPORATION
 DIGITAL SERVER 3100R, DIGITAL SERVER 3200R

... continued from previous page



CONNECTIONS			
Purpose	Location	Purpose	Location
VRM connector	CN1	VRM connector	CN2

DIMM CONFIGURATION				
Size	Bank 0	Bank 1	Bank 2	Bank 3
64MB	(1) 8M x 64	None	None	None
128MB	(1) 16M x 64	None	None	None
128MB	(1) 8M x 64	(1) 8M x 64	None	None
192MB	(1) 16M x 64	(1) 8M x 64	None	None
256MB	(1) 16M x 64	(1) 16M x 64	None	None
256MB	(1) 8M x 64	(1) 8M x 64	(1) 8M x 64	(1) 8M x 64
320MB	(1) 16M x 64	(1) 8M x 64	(1) 8M x 64	(1) 8M x 64
384MB	(1) 16M x 64	(1) 16M x 64	(1) 16M x 64	None
512MB	(1) 16M x 64	(1) 16M x 64	(1) 16M x 64	(1) 16M x 64

Note: Board accepts EDO memory.

Continued on next page...

DIGITAL EQUIPMENT CORPORATION
 DIGITAL SERVER 3100R, DIGITAL SERVER 3200R

... continued from previous page

CACHE CONFIGURATION

Note: 256KB/512KB cache is located on the Pentium II CPU.

CPU SPEED SELECTION

CPU speed	Clock speed	Multiplier	SW1/1	SW1/2	SW1/3	SW1/4
200MHz	66MHz	3x	Off	On	Off	Off
233MHz	66MHz	3.5x	On	On	Off	Off
266MHz	66MHz	4x	Off	Off	On	Off
300MHz	66MHz	4.5x	On	Off	On	Off
333MHz	66MHz	5x	Off	On	On	Off
366MHz	66MHz	5.5x	On	On	On	Off
400MHz	66MHz	6x	Off	Off	Off	On
433MHz	66MHz	6.5x	On	Off	Off	On
466MHz	66MHz	7x	Off	On	Off	On
500MHz	66MHz	7.5x	On	On	Off	On
533MHz	66MHz	8x	Off	Off	On	On

CPU SPEED SELECTION (CON'T)

CPU speed	Clock speed	Multiplier	SW1/5	SW1/6	SW1/7	SW1/8
200MHz	66MHz	3x	On	On	On	On
233MHz	66MHz	3.5x	On	On	On	On
266MHz	66MHz	4x	On	On	On	On
300MHz	66MHz	4.5x	On	On	On	On
333MHz	66MHz	5x	On	On	On	On
366MHz	66MHz	5.5x	On	On	On	On
400MHz	66MHz	6x	On	On	On	On
433MHz	66MHz	6.5x	On	On	On	On
466MHz	66MHz	7x	On	On	On	On
500MHz	66MHz	7.5x	On	On	On	On
533MHz	66MHz	8x	On	On	On	On